


Easy
installation
in the field
without
adhesive or
polishing

The XP Fit Plus is a pre-polished, pre-assembled connector compatible with the standard SC connector. In place of epoxy, an internal mechanical grip gently but effectively holds the fiber in place and can be installed in under two minutes. Without polishing or adhesives, the XP Fit Plus makes on site installations quick and easy, diminishing the need for epoxy curing and hand polishing at the work site. The XP Fit Plus comes with an assembly jig and fiber holder for 900µm tight buffered fiber, making for an accurate alignment and fiber cleave when terminating the connector. Following the guides on the assembly jig and fiber holder, assembly is effortless. Once the fiber is pushed into the connector and a click is heard, the job is complete and the connector is ready for use in CATV, telecommunication networks, multimedia, and some FTTX applications.

FIBER TYPE	SM	MM(50), MM(62,5)
Connector Type	SC	
Coating diameter	250µm, 900µm	
Polishing	SPC	PC
Insertion loss	≥ 0,5 dB (Average 0,2 dB)	≥ 0,3 dB (Average 0,1 dB)
Return loss	≥ 40 dB	≥ 22 dB


Features

- ▶ Compatible with conventional SC Connector
- ▶ Easy operation
- ▶ Quick assembly in under 2 minutes
- ▶ Neither adhesive nor polishing are necessary
- ▶ Compact tool without electric power
- ▶ Same environmental endurance as conventional SC Connector



Composition

Connector (with wedge): 10pcs
 Boot: 10pcs
 Fiber holder for 0.9 wire: 1pc
 Assembling Jig: 1pc




Assembling tools example

Following tools shall be required:
 Jacket Remover and Fiber Clever




Assembly Procedure

1-Cutting Fiber




A - Insert slider
 B - Set the fiber holder to the Cleaver
 C - Set the fiber holder tightly
 D - Push the cover of the Cleaver

2-Inserting Fiber



A - Set the fiber holder to the guiding rail
 B - Slide holder slowly until it is stopped
 C - Check if the fiber is bending

3-Take Out Connector



A - Remove the Wedge
 B - Open the Front and back Cover
 C - Take out Connector

SENKO ADVANCED COMPONENTS, INC.

Americas

USA EAST 1-888-32-SENKO
 USA WEST 1-858-623-3300
 Sales-Americas@senko.com

Asia

HONG KONG +852-2121-0516
 SHANGHAI +86-21-5830-4513
 SHENZHEN +86-755-2533-4893
 WUHAN +86-27-8725-9057
 Sales-Asia@senko.com

Europe

UK +44 (0) 118 982 1600
 ITALY +39 011 839 9828
 POLAND +48 71 79 88 152
 Sales-Europe@senko.com

Asia Pacific

AUSTRALIA +61 (0) 3 9755-7922
 Sales-Asia-Pacific@senko.com

Middle East North Africa

P.O. Box # 262381, Jebel Ali, Dubai, U.A.E.
 Sales-MENA@senko.com

WWW.SENKO.COM

Japan

TOKYO +81 (0) 3 3262-0211
 Sales-Japan@senko.com