


400G
800G
1.6TB
3.2TB



SN[®] SERIES

SENKO[®]
Advanced Components

About Senko	pg. 4
Market Trends	pg. 6
SN [®] Series Introduction	pg. 8
SN [®] Connectors	pg. 16
SN [®] Application Guide	pg. 20
SN [®] Adapters	pg. 40
SN [®] Adapter Selection Guide	pg. 42
SN [®] -MT Series Introduction	pg. 60
SN [®] -MT Connectors	pg. 66
SN [®] -MT Adapters	pg. 78
SN [®] and SN [®] -MT Maintenance	pg. 86
Contact	pg. 100

**Let go of the past.
Connect with the now.**



Innovative Optical Connectivity Solutions

SENKO Advanced Components design and manufacture precise, user-friendly, and application-focused fiber optic connectors that allow network operators to achieve the performance and reliability necessary to support the world's unquenchable demand for data. As you would expect from a Japanese company, precision is paramount to our offering, and we take pride in providing the global communications market with reliable and repeatable components that guarantee business-critical, error-free transmission.

We understand the challenges that network operators face in building networks that are not just quick and easy to construct, but also easy to manage and maintain over the complete life-cycle of the network. For this reason, SENKO pays special attention in developing connectors that are easy to identify and access even in when placed in the densest and demanding of applications. The world demands high-performance connectivity "*always and everywhere*". Our application-focused approach ensures that connectors are optimized for the environment whether it be inside a controlled data center, or high up on a remote antenna mast.

Resolving Industry Challenges

As markets continue to evolve, so do the requirements of fiber optic products. With over 30 years of experience and a highly skilled team of professionals, SENKO can resolve industry challenges quickly and effectively. With SENKO, the typical design and physical first prototyping takes weeks, not months. The majority of products are stocked and ready to be delivered in the same week. SENKO has fully embraced the idea that your success is our success.



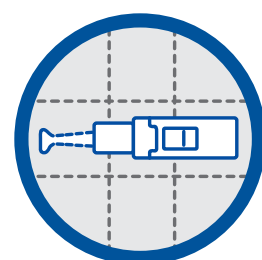
Design

Working with our customers, SENKO helps define product application, functionality, and manufacturability



Prototype

SENKO has the capability to create in-house functional prototyping



Refine

SENKO continuously strives to enhance performance, reliability, usability, and cost



Validate

Products verified against established industry standards

Your success is our success

VSFF Pioneer and Technology Leader with 90+ Patents

SENKO connectivity is driving next-generation applications that consume unparalleled amounts of data. Super-computing, AI and Big Data are just a few of the applications that demand data rates as high as 400G, 800G, 1,6TB or beyond. Our VSFF (Very Small Form Factor) connectivity is the first of its kind to deliver twice as many optical channels within the standard footprint of legacy transceivers. Whatever your connector requirements or application, SENKO is here to help you. We value every connection.



Patented Solutions

- SN[®], SN[®]-MT, CS[®] are invented by SENKO Advanced Components and are standardized in the QSFP-DD MSA and OSFP-MSA specifications. The CS[®] currently a standardized connector in TIA as the TIA-604-19 and the SN[®] is in the process to standardization in IEC as the IEC 61754-36.
- SENKO is the global leader in VSFF connectivity, and our portfolio represents the broadest number of connectors, adapters and high-data-rate transceivers on the market.
- SENKO provides a licencing scheme to approved partners to manufacture SN[®], SN[®]-MT and CS[®] connectors and adapters without the risk of direct/indirect patent infringement



Global Presence

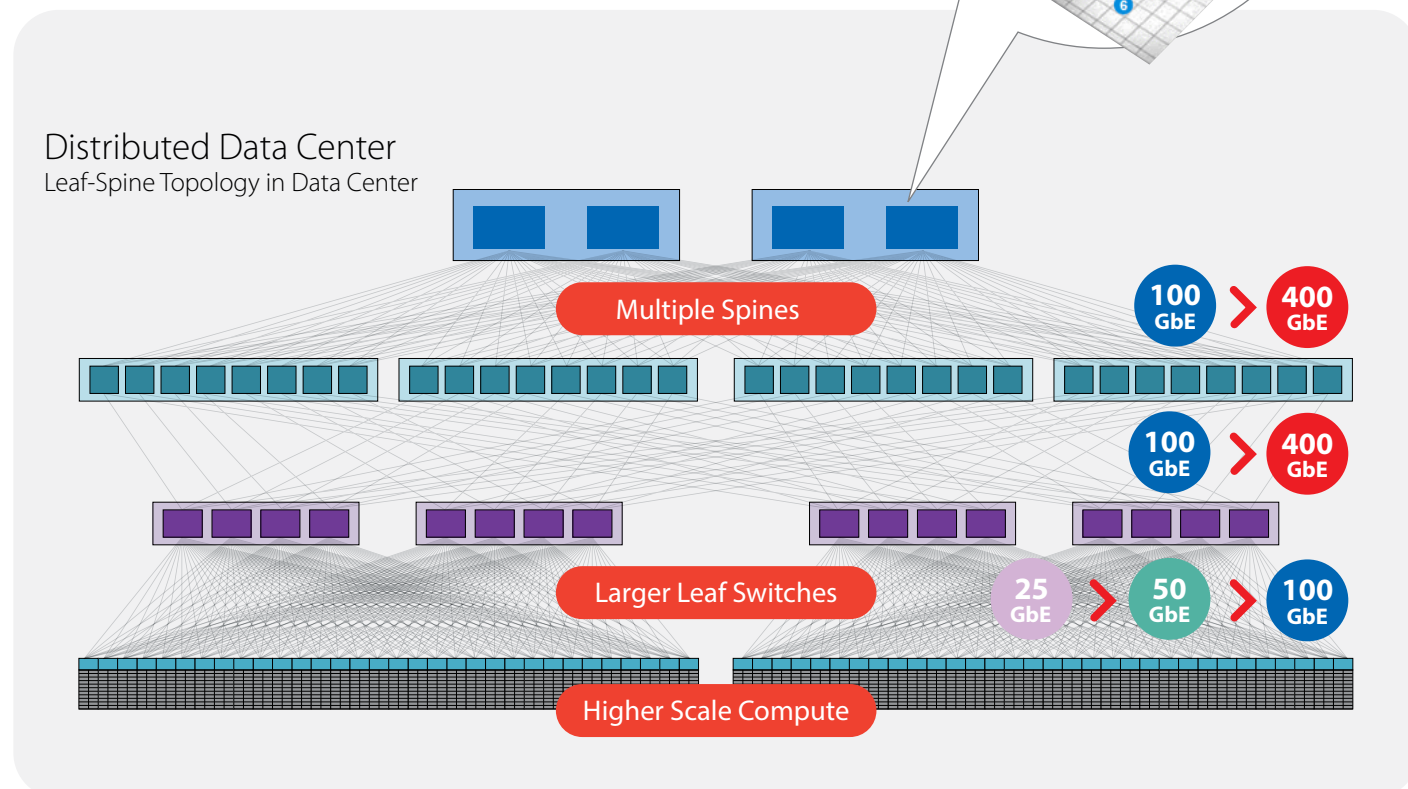
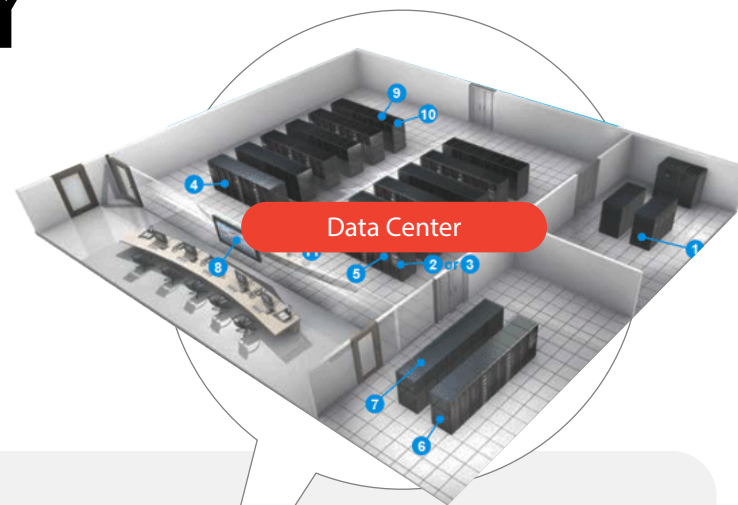
With offices all around the world, SENKO aims to provide local service on a Global footprint.



Hyperscale AVIATION
TELECOM **Data Centers**
WIRELESS INDUSTRIAL **Automotive** MEDICAL and more...

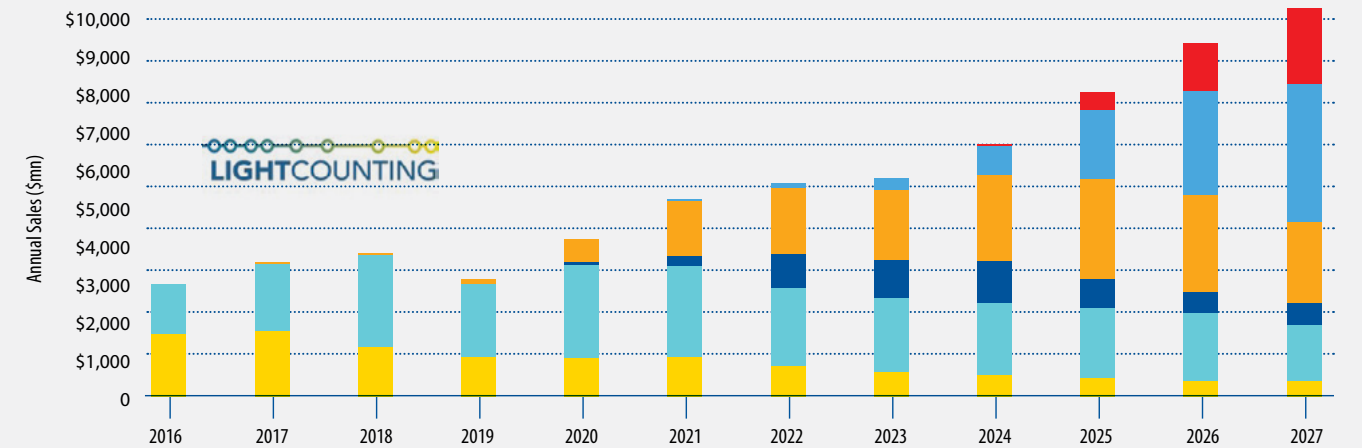

NETWORK CONGESTION DENSIFICATION COMPLEXITY

More and more fibers are required in Data Center applications. As the data traffic requirements and bandwidths grow, so does the need for new innovative interconnect solutions.



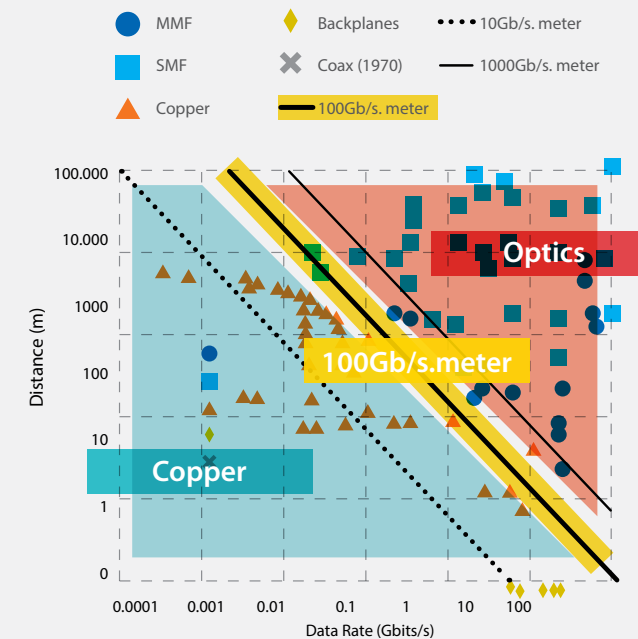
Market Trends

Network Data Rates



Sales of ethernet optical transceivers by Data Rate
(historical data and forecast)

Copper vs. Optics



Network Drive Toward Sustainability


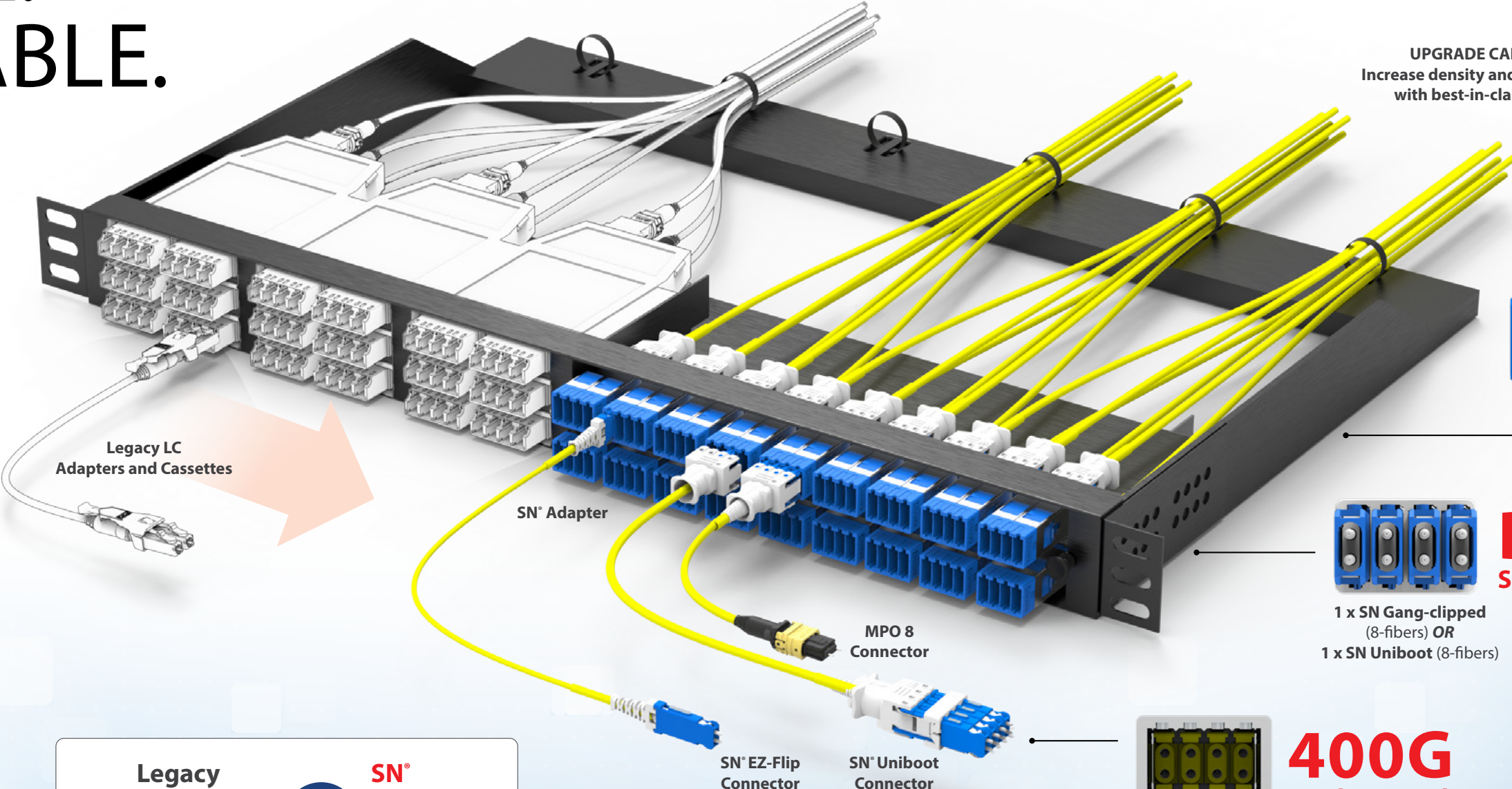


SIMPLE. SCALABLE. SUSTAINABLE.

Meet the **SN®** Family



Let Go of the Past. Connect With the Now.



40% DENSER
THAN LC

Reduce the number of patch panels and racks by optimizing available space




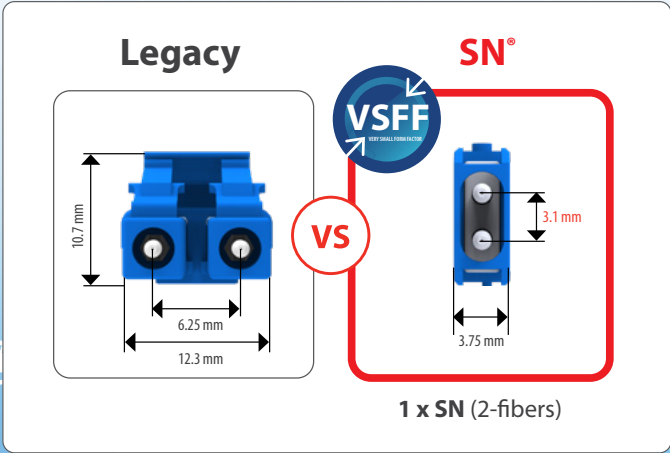
MORE FLEXIBLITY,
LESS HARDWARE

SN® links require no cassettes to transition from Base-8 to Base-2




SCALABLE UP
TO 1.6TB

Learn how SN® is used in the data center




3 x SN (6-fibers)

3x
Denser



1 x SN Gang-clipped (8-fibers) OR
1 x SN Uniboot (8-fibers)

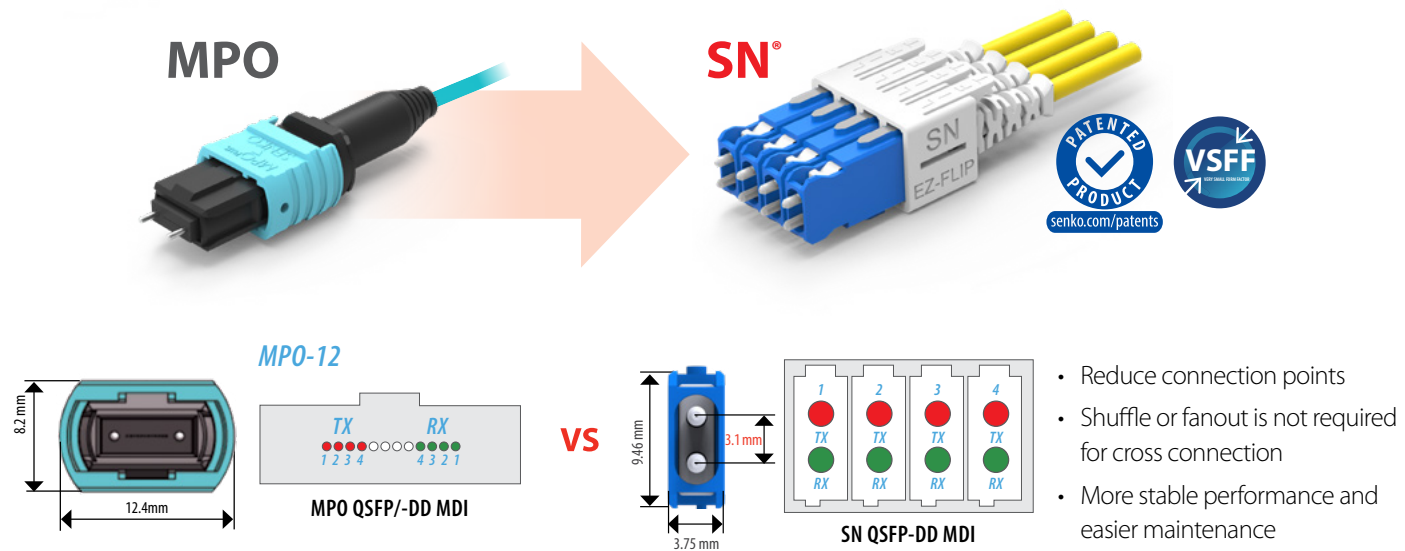
BASE-8
Speed & Flexibility



1 x SN Gang-clipped (8-fibers) OR
1 x SN Uniboot (8-fibers)

400G
Breakout Ready

SN® - Simplified Networks



Simplified

Maintenance

SN® networks can be built with fewer mated pairs across the link. This equates to fewer connectors that need to be inspected, cleaned and mated.

Simplified

Transceiver shuffle

Up to 4 x SN® connectors can be plugged to a QSFP-DD or OSFP transceiver. These duplex connections can be broken out into four different transceivers without the need for transition cassettes or fan-outs.

Simplified

Installation

The pullable, flexible boot on the SN® connector means that access is always guaranteed to the connector even when stacked side by side in static patch panels.

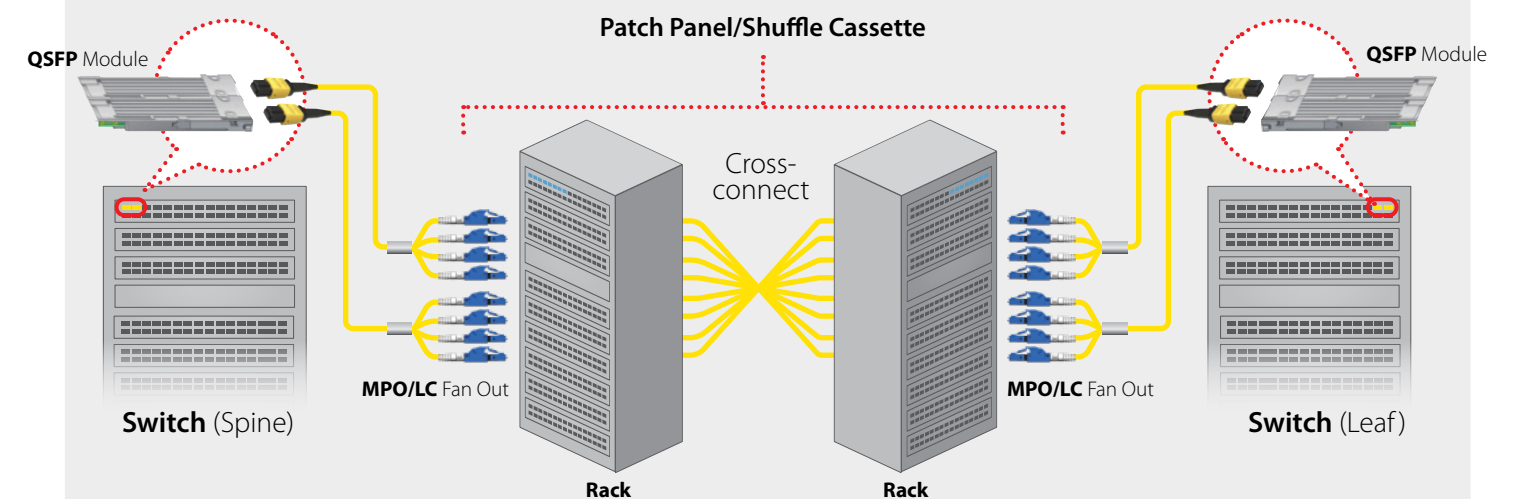
Increase Efficiency with SN® Simplified Cabling

Learn about SN®

Click to Watch Videos




Leaf-Spine Cross Connection Existing solution with MPO 8F based Transceiver



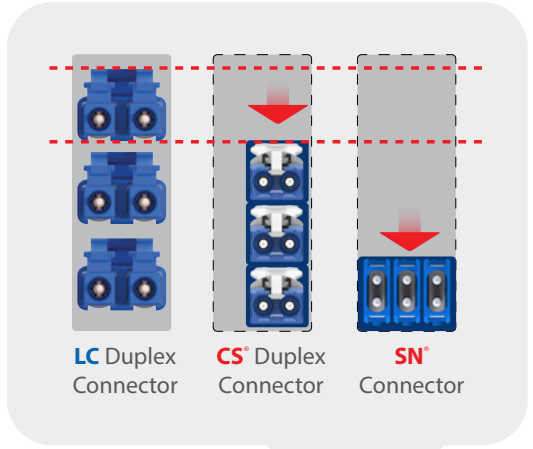
New solution with 4x SN® based Transceiver

Less connectivity points required
No fanout or breakout cables are required




HYPER DENSITY

SN® allows operators to increase the patch panel density by a factor of 3 versus legacy LC connectivity




+ Density

ULTRA <144 fibers



Improve port identification, connector access and cable management with SN®

MEGA <360 fibers



HYPER 360 fibers+



Utilize Available Rack Space for Revenue-Generating Servers or Switches

HYPER Density

As much as 432 fibers per 1RU of rack space. Huge cost-per-port savings and significantly better rack utilization.



54 x SN®
Total Capacity
216 CH
432 F
(1RU single sided rack/cabinet)

MEGA Density

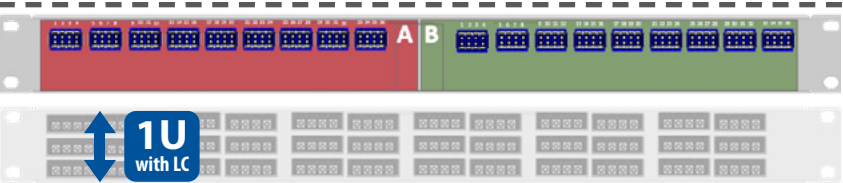
More than double the density of the current offering with LC connectivity. Significantly lower total cost per port.



36 x SN®
Total Capacity
144 CH
288 F
(1RU single sided rack/cabinet)

ULTRA Density

Industry bench-mark density per 1RU using engineered chassis and cassette systems.



18 x SN®
Total Capacity
72 CH
144 F
(1RU single sided rack/cabinet)

What is the Industry Saying?



“ Wirewerks has a long-established, collaborative relationship with SENKO, and we were pleased when our meticulous evaluation of next generation fiber connector technologies pointed to SENKO’s SN[®] product line. ”

Edouard Tabet, Vice President of Engineering
WIREWERKS

SN[®] CONNECTOR



A ceramic-based fiber optic connector so compact and flexible that it can be utilized either as a Base-8 trunk solution, a Base-2 patching interface or as a Base-8 connection to next-generation 200G, 400G and 800G transceivers

3x HIGHER DENSITY
compared to LC Duplex

2X 1.25MM CERAMIC FERRULES
providing carrier-grade reliability and performance

APC OPTION AVAILABLE

GANG CLIP COMPATIBLE

PRE-ASSEMBLED KIT

SWITCH POLARITY

PUSH-PULL
boot provides user-access even in the densest environments

Triple density
compared to LC Duplex

4x SN
in 1 Adapter



SN[®] Connectors for Next-Generation Data Centers

SN[®] CONNECTOR

Standard duplex SN[®] connectors for patch cord assemblies and breakouts

SN Standard Connector

SN EZ-Flip Connector

VIDEO

- SN EZ-Flip Connector pg. 22
- SN Standard Connector pg. 24

SN[®] JUNIOR CONNECTOR

Standard SN[®] connector for BTW (Behind The Wall) applications

- SN Junior Connector pg. 30

SN[®] COMPACT/MINI CONNECTOR

Space-Saving Applications

BTW connectors designed for cassettes and optoelectronic equipment

SN Compact Connector

SN Mini Connector

- SN Compact Connector, BTW pg. 32
- SN Mini Connector, BTW pg. 34

SN[®] UNIBOOT CONNECTOR

Base-8/Base-2 connector designed for high-density trunk applications

- Uniboot Connector pg. 36

FEATURED BENEFITS

Turn down the heat

Improve air flow to equipment and reduce energy consumption with SN® and SN®-MT



SUSTAINABLE NETWORKS

Smaller Footprint

Increase capacity and reduce the need for additional data centers with SN® and SN®-MT connectors



SN® Base-8 and Base-2 Flexibility

No cassettes or fan-outs required to transition from Base-8 to Base-2, allowing operators to build leaner, more sustainable networks.

Quadruples Transceiver Density




Flex-Angle Boot



SN® Application Guide



Base-8 Structured Cabling

The SN® Uniboot is a logical choice when building high-density, Base-8 topologies. It speeds up installation time and reduces cable bulk dramatically. Alternatively, the SN® Standard or EZ-Flip can be ganged together using a plastic clip and breakout cables or fanouts can be deployed in the same way.





Individual SN® Patching

The SN® Standard and EZ-Flip connector are the right choice for plugging into the front side of patch panels or transceivers. The EZ-Flip is the only option that allows polarity switching in the field.



Dual & Quad Transceiver Links

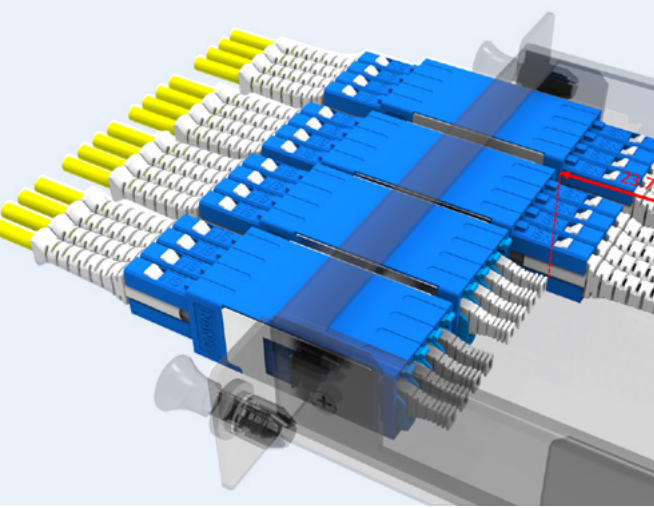

The SN® Standard and EZ-Flip connector can be joined together with special metal clips that allow two or four connectors to be patched simultaneously.



SN® Application Guide



Standard BTW

The Junior connector is the right choice for most BTW applications such as transition panels and LGX-style modules. It is significantly smaller than the senior connectors and is compatible with 900 micron buffered fibers.



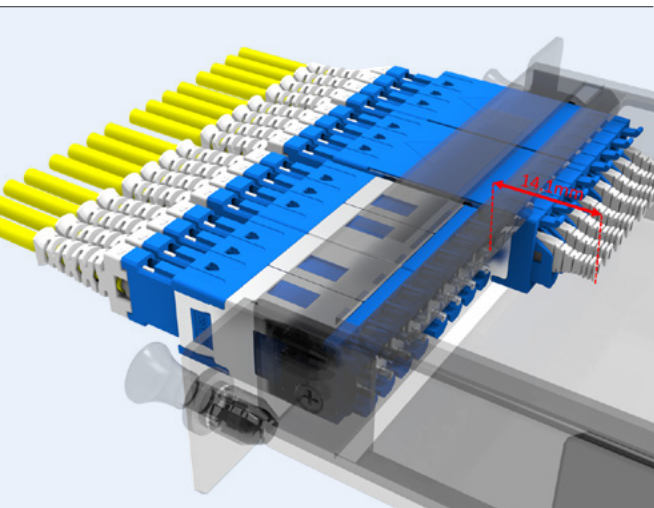
Reduced Height BTW

The Compact connector has a reduced height which allows it to fit inside miniature cassettes that do not have space for the standard Junior connector. These cassettes are often stacked 3-high within 1RU chassis.




Reduced Depth BTW

The Mini connector is the shortest connector for BTW applications is a great choice when you need to utilize BTW space for optoelectronic equipment or other vital system components.



SN[®] EZ-FLIP[®] CONNECTOR

1-Channel (2F) Switchable Polarity



The SN[®] connector is the ultimate duplex connector combining ‘best-in-class’ packing density with carrier-grade performance and reliability. Designed and optimized for next-generation data rates, the SN[®] connector offers network operators the chance to densify their existing legacy infrastructure whilst at the same time providing an upgrade path to 400G and beyond.

The SN[®] EZ-Flip connector is the latest addition to the SN[®] family, allowing technicians to switch polarity in the field without disrupting fibers or repositioning ferrules. Not only can the polarity be changed with UPC ferrules, but APC connectors can also be polarity-flipped thanks to the unique orientation of the angled ferrules.

The SN[®] EZ-Flip connector has an integrated ‘push-pull’ boot that simplifies insertion and removal of the connector even in high-density patch panels where finger access is limited. A gang-clip can be added to two or four individual SN[®] connectors allowing them to be patched simultaneously to compatible adapters and transceivers.

FEATURES

- Meets IEC random mating Grade B
- Very Small Form Factor (VSFF) connector, 3 x fiber cabling density over duplex LC
- Push-pull boot for simple installation and removal
- Optimized for 400G data rates with QSFP-DD, OSFP, and SFP-DD transceivers
- Up to 4 x SN[®] connectors per transceiver
- Direct transceiver breakout in spine/leaf architectures
- Fast and easy polarity reversal of both UPC and APC connectors in the field
- Combines two 1.25 mm ceramic ferrules
- Pre-assembled design for fast assembly

APPLICATIONS

- High-density patching and equipment jumpers
- QSFP-DD, OSFP and SFP-DD transceiver links for higher data rates
- Hybrid duplex cable assemblies combining SN[®] and other duplex connector types
- Hyperscale, edge, enterprise, and colocation data centers

MEDIA
Click to Watch Videos



SN[®] EZ-FLIP CONNECTOR

1-channel (2F)

SN[®] - SIMPLIFIED NETWORKS


Mechanical Data

	Value
Durability	500 matings per TIA-568
Fiber Count	Duplex (2 fibers)
Cable Suitability	1.6 mm/2.0 mm jacketed
Ferrule Material	Zirconia
Dust Protection Method	Removable dust plugs that encapsulate the ferrules

Optical Data

	Singlemode				Multimode
	UPC		APC		MM
	SM Premium Low Loss	SM Premium	SM Premium Low Loss	SM Premium	Premium
Typical Insertion Loss (dB)*	0.05	0.08	0.07	0.12	0.05
Max. Insertion Loss (dB)*	0.15	0.20	0.15	0.25	0.15
Typical Return Loss (dB)*	≥55		≥65		≥25
Ferrule Diameter (μm)	125.5				127




* Based on master grade jumper to low loss random mating test

ORDERING

CONNECTOR TYPE	PERFORMANCE	HOUSING COLOR	BOOT TYPE	BOOT COLOR
6A5 SN EZ-Flip Connector UPC Pre-assembled for 2 mm Cable	151 SM Premium	1 Blue	4 44mm Boot (44T)	1 White
6A6 SN EZ-Flip Connector UPC Pre-assembled for 1.6 mm cable	158 SM Premium Low Loss	5 Aqua		
	251 MM Premium	6 Heather Violet		

Note: Connector supplied with protective dust-cap

605 - 153 - 341 ORDER CODE example



Metal Quad Gang-Clip

Metal Duplex Gang-Clip

Plastic Quad Gang-Clip

PART NUMBER
6A5-CLIP-QD-01 Metal Quad Gang-clip for QSFP-DD and OSFP Transceivers (SN EZ-Flip Connectors Only)
6A5-CLIP-DX-01 Metal Duplex Gang-clip for SFP-DD Transceivers (SN EZ-Flip Connectors Only)

PART NUMBER
6A5-CLIP-QD-02 Plastic Quad Gang-clip for Shuttered Adapters or Adapters with Walls Between Each Port

Note: Works with all SN EZ-Flip configurations

6A5-CLIP-QD-02 ORDER CODE example

SN[®] STANDARD CONNECTOR

1-Channel (2F) 1.6 mm Cable



SN Standard Connector

The SN[®] connector is the ultimate Base-2 connector combining ‘best-in-class’ packing density with carrier-grade performance and reliability. Designed and optimized for next-generation data rates, the SN[®] connector offers network operators the chance to densify their existing legacy infrastructure whilst at the same time providing an upgrade path to 400G and beyond.

The SN[®] Standard connector is suitable for termination to 1.6 mm round cable that incorporates a ruggedized jacket and internal strain relief.

The SN[®] Standard connector has an integrated ‘push-pull’ boot that simplifies insertion and removal of the connector even in dense patch panels where finger access is limited. A gang-clip can be added to four individual SN[®] connectors allowing them to be patched simultaneously to either adapters or 4-channel (8 fibers) transceivers (subject to product selection).

FEATURES

- Meets IEC random mating Grade B
- Very Small Form Factor (VSFF) connector, 3 x fiber cabling density over Duplex LC
- Unique push-pull boot for simple installation and removal
- Optimized for 400G data rates with QSFP-DD, OSFP and SFP-DD transceivers
- Up to 4 x SN[®] connectors per transceiver
- Direct transceiver breakout in spine/leaf architectures
- Combines two 1.25 mm ceramic ferrules
- Easy identification of the connector alignment key

APPLICATIONS

- High-density patching
- QSFP-DD, OSFP and SFP-DD transceiver links for higher data rates
- Hybrid Base-2 cable assemblies combining SN[®] and other duplex connector types
- Hyperscale, edge, enterprise and colocation data centers

KEY BENEFITS

✓ **Optimized for patching**

SN[®] STANDARD CONNECTOR

1-channel (2F), 1.6 mm cable

SN[®] - SIMPLIFIED NETWORKS

Mechanical Data

	Value
Durability	500 matings per TIA-568
Fiber Count	Duplex (2 fibers)
Cable Suitability	1.6 mm jacketed
Ferrule Material	Zirconia
Dust Protection Method	Removable dust plugs that encapsulate the ferrules

Optical Data

	Singlemode				Multimode
	UPC		APC		MM
	SM Premium Low Loss	SM Premium	SM Premium Low Loss	SM Premium	Premium
Typical Insertion Loss (dB)*	0.05	0.08	0.07	0.12	0.05
Max. Insertion Loss (dB)*	0.15	0.20	0.15	0.25	0.15
Typical Return Loss (dB)*	≥55		≥65		≥25
Ferrule Diameter (μm)	125.5				127

* Based on master grade jumper to low loss random mating test

ORDERING



SN Connector
UPC with Flex Angle Boot

CONNECTOR TYPE	PERFORMANCE	HOUSING COLOR	BOOT TYPE	BOOT COLOR
602 SN Connector UPC Unassembled for 1.6 mm Cable	151 SM Premium	1 Blue	1 50 mm Boot (50T)	1 White
	158 SM Premium Low Loss	5 Aqua	B Flex-Angled Boot (57T)	
	251 MM Premium	6 Heather/Violet	C Flex-Angled Boot (63T)	
			D Flex-Angled Boot (71T)	



SN Connector
APC for 1.6 mm Cable

CONNECTOR TYPE	PERFORMANCE	HOUSING COLOR	BOOT TYPE	BOOT COLOR
612 SN Connector APC Unassembled for 1.6 mm Cable	153 APC Premium	3 Green	1 50 mm Boot (50T)	1 White
	158 APC Premium Low Loss		B Flex-Angled Boot (57T)	
			C Flex-Angled Boot (63T)	
			D Flex-Angled Boot (71T)	

Note: Connector supplied with protective dust-cap



Metal Quad
Gang-Clip

PART NUMBER		
602-CLIP-QD-01	Metal Quad Gang-clip for QSFP-DD Transceivers	
602-CLIP-DX-01	Metal Duplex Gang-clip for SFP-DD Transceivers	



Plastic Quad
Gang-Clip


PART NUMBER		
602-CLIP-QD-02	Plastic Quad Gang-clip for Shuttered Adapters or Adapters with Walls Between Each Port	

602-CLIP-QD-02 ORDER CODE example

SN[®] STANDARD CONNECTOR

1-Channel (2F)

2.0 mm Cable



The SN[®] connector is the ultimate Base-2 connector combining ‘best-in-class’ packing density with carrier-grade performance and reliability. Designed and optimized for next-generation data rates, the SN[®] connector offers network operators the chance to densify their existing legacy infrastructure whilst at the same time providing an upgrade path to 400G and beyond.

The SN[®] Standard connector is suitable for termination to 2.0 mm round cable that incorporates a ruggedized jacket and internal strain relief.

The SN[®] Standard connector has an integrated ‘push-pull’ boot that simplifies insertion and removal of the connector even in dense patch panels where finger access is limited. A gang-clip can be added to four individual SN[®] connectors allowing them to be patched simultaneously to either adapters or 4-channel (8 fibers) transceivers (subject to product selection).

FEATURES

- Meets IEC random mating Grade B
- Very Small Form Factor (VSFF) connector, 3 x fiber cabling density over duplex LC
- Unique push-pull boot for simple installation and removal
- Optimized for 400G data rates with QSFP-DD, OSFP and SFP-DD transceivers
- Up to 4 x SN[®] connectors per transceiver
- Direct transceiver breakout in spine/leaf architectures
- Combines two 1.25 mm ceramic ferrules
- Easy identification of the connector alignment key

APPLICATIONS

- High-density patching
- QSFP-DD, OSFP and SFP-DD transceiver links for higher data rates
- Hybrid Base-2 cable assemblies combining SN[®] and other duplex connector types
- Hyperscale, edge, enterprise and colocation data centers

KEY BENEFITS

✓ **Optimized for patching**

SN[®] STANDARD CONNECTOR

1-channel (2F), 2.0 mm cable

SN[®] - SIMPLIFIED NETWORKS

Mechanical Data


	Value
Durability	500 matings per TIA-568
Fiber Count	Duplex (2 fibers)
Cable Suitability	2.0 mm jacketed
Ferrule Material	Zirconia
Dust Protection Method	Removable dust plugs that encapsulate the ferrules

Optical Data

	Singlemode				Multimode
	UPC		APC		MM
	SM Premium Low Loss	SM Premium	SM Premium Low Loss	SM Premium	Premium
Typical Insertion Loss (dB)*	0.05	0.08	0.07	0.12	0.05
Max. Insertion Loss (dB)*	0.15	0.20	0.15	0.25	0.15
Typical Return Loss (dB)*	≥55		≥65		≥25
Ferrule Diameter (μm)	125.5				127

* Based on master grade jumper to low loss random mating test

ORDERING



CONNECTOR TYPE	PERFORMANCE	HOUSING COLOR	BOOT TYPE	BOOT COLOR
604 SN Connector UPC Unassembled for 2 mm Cable	151 SM Premium	1 Blue	1 50 mm Boot (50T)	1 White
	158 SM Premium Low Loss	5 Aqua	B Flex-Angled Boot (57T)	
	251 MM Premium	6 Heather Violet	C Flex-Angled Boot (63T)	
			D Flex-Angled Boot (71T)	
614 SN Connector APC Unassembled for 2 mm Cable	153 APC Premium	3 Green	1 50 mm Boot (50T)	1 White
	158 APC Premium Low Loss		B Flex-Angled Boot (57T)	
			C Flex-Angled Boot (63T)	
			D Flex-Angled Boot (71T)	


Note: Connector supplied with protective dust-cap

PART NUMBER	PART NUMBER
602-CLIP-QD-01 Metal Quad Gang-clip for QSFP-DD Transceivers	602-CLIP-QD-02 Plastic Quad Gang-clip for Shuttered Adapters or Adapters with Walls Between Each Port
602-CLIP-DX-01 Metal Duplex Gang-clip for SFP-DD Transceivers	

602-CLIP-QD-02 ORDER CODE example

SN[®] GANG-CLIPS



Quad and Duplex Design for QSFP-DD, OSFP and SFP-DD Transceivers



SENKO's SN[®] Gang-clips are designed to hold four individual SN[®] connectors side by side so they can be plugged into either 4-channel QSFP-DD, OSFP or 2-channel SFP-DD transceivers simultaneously. This speeds up the patching time and simplifies the process of patching multiple connectors - it also allows the four duplex connectors to act as a single Base-4 or Base-8 connector.


The Gang-clip is generally deployed in transceiver breakout applications where, for example, a single 400G transceiver is broken out to 4 x 100G transceivers within spine-leaf architectures. The Quad Gang-clip is also compatible with non-shuttered SN[®] adapters that share the same footprint as QSFP-DD and OSFP transceivers.

FEATURES	APPLICATIONS
<ul style="list-style-type: none">• Allows multiple SN[®] connectors to be patched simultaneously• The compact design prevents interference with transceiver pull-tab• Suitable for QSFP-DD, OSFP and SFP-DD transceivers	<ul style="list-style-type: none">• Transceiver breakout applications• Spine-leaf architectures• Enterprise data centers• Patching to standard SN[®] non-shuttered adapters
	KEY BENEFITS
	<ul style="list-style-type: none">✓ Patch 4 x SN[®] simultaneously to QSFP-DD and OSFP✓ Patch 2 x SN[®] simultaneously to SFP-DD

ORDERING	PART NUMBER
	602-CLIP-QD-01 Metal Quad Gang-clip for QSFP-DD and OSFP Transceiver Types (Standard SN Connectors Only)
	602-CLIP-DX-02 Metal Duplex Gang-clip for SFP-DD Transceiver Types (Standard SN Connectors Only)
	PART NUMBER
	6A5-CLIP-QD-01 Metal Quad Gang-clip for QSFP-DD and OSFP Transceivers (SN EZ-Flip Connectors Only)
	6A5-CLIP-DX-01 Metal Duplex Gang-clip for SFP-DD Transceivers (SN EZ-Flip Connectors Only)
	602-CLIP-DX-02 ORDER CODE example

SN[®] GANG-CLIPS


Quad Design for 4-Channel Shuttered Adapters



SENKO's SN[®] Gang-clips are designed to hold four individual SN[®] connectors side by side so they can be plugged into shuttered adapters (or adapters with walls between each channel) simultaneously. This unique functionality dramatically reduces the installation time required to patch multiple connectors to high-density patch panels, as well as allowing the four duplex connectors to act as one Base-8 connector.


The Gang-clip can be used to combine four individual connectors from duplex patch cords or alternatively, four connectors from a breakout cable or fanout cable. The Gang-clip is a critical solution in applications where multiple Base-8 connections are being patched to the rear side of a patch panels. Individual SN[®] connectors can be inserted or removed from the 4-way gang-clip thanks to flexible locking clips located on the upper face of the clip.

FEATURES	APPLICATIONS
<ul style="list-style-type: none">• Allows multiple SN[®] connectors to be patched simultaneously• Connectors can be individually inserted and removed without disruption to adjacent connectors• Compact design• Suitable for shuttered 4-channel SN[®] adapters	<ul style="list-style-type: none">• Base-8 trunk deployment• Patch cord consolidation• Breakout and Fanout cable assemblies• High fiber-count backbone trunks• Enterprise data centers
	KEY BENEFITS
	<ul style="list-style-type: none">✓ Add and remove individual connectors✓ Allows 4 x SN[®] connectors to be patched simultaneously

ORDERING	PART NUMBER
	6A5-CLIP-QD-02 Plastic Quad Gang-clip for Shuttered Adapters or Adapters with Walls Between Each Port (SN EZ-Flip Connectors Only) - Color White
	602-CLIP-QD-02 Plastic Quad Gang-clip for Shuttered Adapters or Adapters with Walls Between Each Port (Standard SN Connectors Only) - Color White
	6A5-CLIP-QD-02 ORDER CODE example

SN[®] JUNIOR CONNECTOR

1-Channel (2F) BTW (Behind The Wall)



The SN[®] Junior connector is designed for applications that require less space consumption BTW (Behind The Wall) than conventional patch cord connectors. With a much shorter body length and boot length than conventional connectors, the SN[®] Junior offers users the chance to reduce the depth of transition cassettes and modules as well as free up valuable space within fiber management panels for additional hardware such as splice cassettes, coherent devices or optoelectronic equipment.

The SN[®] Junior connector has a latch on the upper side of the connector that provides an audible click when it is plugged into an adapter. At the rear of the connector is a boot that will accept two 600 or 900-micron buffered fibers. Junior connectors are most commonly used for applications such as pigtail splicing or transition assemblies where multi-fiber connectors break out to multiple duplex connectors within the same module or panel.

SN[®] Junior connectors are compatible with standard SN[®] adapters and SC Footprint SN[®] adapters.

FEATURES

- Meets IEC random mating Grade B
- Upper latch mechanism with an audible click
- Reduced connector/boot length
- Single boot for 2 x 600/900µm buffered fibers
- UPC and APC versions available
- Proven LC ferrule technology
- Extra small for space-limited applications

APPLICATIONS

- Pigtail splicing modules and panels
- Coherent and On-Board optics
- MPO/SN-MT to SN[®] transition modules
- Optoelectronic equipment
- Shallow-depth cassettes

KEY BENEFITS

- ✓ **Reduced connector length**

SN[®] JUNIOR CONNECTOR

1-channel (2F)

SN[®] - SIMPLIFIED NETWORKS

Mechanical Data


	Value
Durability	500 matings per TIA-568
Fiber Count	Duplex (2 fibers)
Cable Suitability	2 x 600/900µm buffered fibers
Ferrule Material	Zirconia
Dust Protection Method	Removable dust plugs that encapsulate the ferrules

Optical Data


	Singlemode				Multimode
	UPC		APC		MM
	SM Premium Low Loss	SM Premium	SM Premium Low Loss	SM Premium	Premium
Typical Insertion Loss (dB)*	0.05	0.08	0.07	0.12	0.05
Max. Insertion Loss (dB)*	0.15	0.20	0.15	0.25	0.15
Typical Return Loss (dB)*	≥55		≥65		≥25
Ferrule Diameter (μm)	125.5				127

* Based on master grade jumper to low loss random mating test

ORDERING



SN Junior Connector UPC



SN Junior Connector APC


CONNECTOR TYPE	PERFORMANCE	HOUSING COLOR	BOOT COLOR
603 SN Junior Connector UPC	151 SM Premium	1 Blue	1 White
	158 SM Premium Low Loss	5 Aqua	
	251 MM Premium	6 Heather Violet	

CONNECTOR TYPE	PERFORMANCE	HOUSING COLOR	BOOT COLOR
613 SN Junior Connector APC	153 APC Premium	3 Green	1 White
	158 APC Premium Low Loss		

613 - 153 - 31 ORDER CODE example

Note: 1. The SN Junior Connector was previously called the BTW1 Connector
2. Connector supplied with protective dust-cap

SN[®] CONNECTOR
Compact
1-Channel (2F)
BTW (Behind The Wall)



SENKO's SN[®] Compact connector is explicitly designed for the SN[®] Compact adapter series in BTW (Behind The Wall) applications and is often deployed inside miniature cassette systems with little or no space above or below the adapters. The compact series allows for 3-channel and 6-channel configurations to suit different cassette types and fiber counts.

The SN[®] Compact Connector features a latch-locking mechanism to confirm engagement with the adapter and uses industry-standard 1.25 mm ferrule technology that has been used in LC connectors for decades.

SENKO offers product development support for hardware vendors and solution providers that want to adapt the SN[®] compact series to fit their particular fiber-management system or application.

FEATURES

- Meets IEC random mating Grade B
- Upper latch mechanism with an audible click
- Reduced connector height for low-profile cassette systems
- Works with SN[®] Compact adapters
- Single boot for 2 x 600/900 μm buffered fibers
- UPC and APC versions are available
- Proven LC ferrule technology

APPLICATIONS

- Miniature low-profile cassettes
- High-density patch panels
- 1RU panels with three rows of adapters
- Front access fiber management systems

KEY BENEFITS

✓ **Reduced connector height**

SN[®] CONNECTOR
Compact, 1-channel (2F)

SN[®] - SIMPLIFIED NETWORKS

Mechanical Data


	Value
Durability	500 matings per TIA-568
Fiber Count	Duplex (2 fibers)
Cable Suitability	2 x 600/900 μm buffered fibers
Ferrule Material	Zirconia
Dust Protection Method	Removable dust plugs that encapsulate the ferrules

Optical Data


	Singlemode				Multimode
	UPC		APC		MM
	SM Premium Low Loss	SM Premium	SM Premium Low Loss	SM Premium	Premium
Typical Insertion Loss (dB)*	0.05	0.08	0.07	0.12	0.05
Max. Insertion Loss (dB)*	0.15	0.20	0.15	0.25	0.15
Typical Return Loss (dB)*	≥55		≥65		≥25
Ferrule Diameter (μm)	125.5				127

* Based on master grade jumper to low loss random mating test

ORDERING



SN Compact Connector UPC



SN Compact Connector APC


CONNECTOR TYPE	PERFORMANCE	HOUSING COLOR	BOOT COLOR
606 SN Compact Connector UPC	151 SM Premium	1 Blue	1 White
	158 SM Premium Low Loss	5 Aqua	
	251 MM Premium	6 Heather Violet	

CONNECTOR TYPE	PERFORMANCE	HOUSING COLOR	BOOT COLOR
616 SN Compact Connector APC	153 APC Premium	3 Green	1 White
	158 APC Premium Low Loss		

616 - 153 - 31 ORDER CODE example

Note: 1. The SN Compact connector was previously called the BTW2 Connector
2. Connector supplied with protective dust-cap

SN[®] MINI CONNECTOR
1-Channel (2F)
BTW (Behind The Wall)



The SN[®] Mini connector is the shortest connector in the SN[®] family and offers users the most space-efficient solution for applications demanding optimized BTW (Behind The Wall) space-saving. In combination with SN[®] Mini adapters, as much as 14.1 mm can be saved compared with standard adapters and connectors, making it the ideal solution for opto-electronic applications requiring circuit boards or other vital components to share the same BTW space as fiber optic connectivity.

The SN[®] Mini connector is a duplex design that combines two spring loaded 1.25 mm ceramic ferrules in a single miniature housing. On the upper face of the connector, there is a latch locking mechanism to maintain secure engagement to the adapter providing users with the additional benefit of an audible click.

FEATURES

- Up to 70% BTW space-saving compared with standard connectors
- Accepts 2 x 600/900 µm buffered fibers
- Uses proven LC ferrule technology
- Integrated upper latch for secure coupling
- Supports 200G/400G VSFF connectivity
- Telcordia, ANSI, TIA and IEC compliant
- Color-code for to denote optical performance

APPLICATIONS

- Coherent optic systems
- WDM systems
- Optoelectronic devices
- Automated robotic switches
- Ultra-short cassettes and modules

KEY BENEFITS

✓ **Maximum BTW space**

SN[®] MINI CONNECTOR
1-channel (2F)

SN[®] - SIMPLIFIED NETWORKS

Mechanical Data


	Value
Durability	500 matings per TIA-568
Fiber Count	Duplex (2 fibers)
Cable Suitability	2 x 600/900 µm buffered fibers
Ferrule Material	Zirconia
Dust Protection Method	Removable dust plugs that encapsulate the ferrules

Optical Data

	Singlemode				Multimode
	UPC		APC		MM
	SM Premium Low Loss	SM Premium	SM Premium Low Loss	SM Premium	Premium
Typical Insertion Loss (dB)*	0.05	0.08	0.07	0.12	0.05
Max. Insertion Loss (dB)*	0.15	0.20	0.15	0.25	0.15
Typical Return Loss (dB)*	≥55		≥65		≥25
Ferrule Diameter (μm)	125.5				127


* Based on master grade jumper to low loss random mating test

ORDERING



SN Mini Connector UPC

CONNECTOR TYPE	PERFORMANCE	HOUSING COLOR
609 SN Mini Connector	151 SM Premium	1 Blue
	158 SM Premium Low Loss	5 Aqua
	251 MM Premium	6 Heather Violet




SN Mini Connector APC

CONNECTOR TYPE	PERFORMANCE	HOUSING COLOR
619 SN Mini APC Connector	153 APC Premium	3 Green
	158 APC Premium Low Loss	

619 - 153 - 3 ORDER CODE example

Note: 1. SN Mini Connector has no boot
2. Connector supplied with protective dust-cap

SN[®] UNIBOOT
CONNECTOR
4-Channel (8F)
Variable Pitch



The SN[®] Uniboot is a revolutionary connector that allows four duplex SN[®] connectors to be patched simultaneously in one operation. Subsequently, the SN[®] Uniboot offers the same degree of flexibility as an MPO 8-fiber connector but without the need for breakout cassettes or fan-out cables to transition from Base-8 to Base-2. This dual functionality makes the SN[®] Uniboot granular enough for duplex server connections, optimized for high-density trunks and the perfect match to high data rate transceivers utilizing four optical lanes (8 fibers).

The SN[®] Uniboot is the first telco-grade connector that combines the performance and reliability of ceramic ferrules with the modularity and scalability of the MPO connector. Network operators can now build networks that are more cost effective, more flexible and provide extended reach at higher data rates.

The SN[®] Uniboot connector boasts a distinctive feature, as it can be adjusted to accommodate either narrow adapters (those without walls between ports) or wide adapters (equipped with walls between ports). The SN[®] Uniboot is only compatible with adapters that have 4-ports vertically aligned.

FEATURES

- Fast patching with uniboot design
- Base-8 and Base-2 compatibility
- Allows up to 432 fibers per 1RU (Rack Unit)
- Eliminates the need for fan-outs and cassettes
- Provides ferrule-based alternative to MPO
- Increased flexibility and extended reach
- Significantly lower total cost of ownership
- Telco grade optics with zirconia ferrules
- Less complexity versus MPO
- Suitable for adapters with or without walls between ports

APPLICATIONS

- Base-2 server consolidation
- Base-8 switch replication
- Telco exchanges
- Broadcast
- Enterprise network
- Colocation data centers
- Finance data centers
- Backbone trunk cabling

KEY BENEFITS

- ✓ **Base-8 and Base-2 compatibility**
- ✓ **Trunk cable systems**

SN[®] UNIBOOT CONNECTOR
4-channel (8F)

SN[®] - SIMPLIFIED NETWORKS

Mechanical Data

	Value
Durability	500 matings per TIA-568
Fiber Count	Base-8 (8 fibers)
Cable Suitability	8-fiber micro cable
Ferrule Material	Zirconia
Dust Protection Method	Removable dust plugs that encapsulate the ferrules

Optical Data

	Singlemode				Multimode
	UPC		APC		MM
	SM Premium Low Loss	SM Premium	SM Premium Low Loss	SM Premium	Premium
Typical Insertion Loss (dB)*	0.05	0.08	0.07	0.12	0.05
Max. Insertion Loss (dB)*	0.15	0.20	0.15	0.25	0.15
Typical Return Loss (dB)*	≥55		≥65		≥25
Ferrule Diameter (μm)	125.5				127

* Based on master grade jumper to low loss random mating test

ORDERING

CONNECTOR TYPE

SN Uniboot Connector UPC Unassembled

CONNECTOR TYPE

SN Uniboot Connector APC

Note: Connector supplied with protective dust-cap

Contact **SENKO**

Contact sales@senko.com for availability and to learn more

Compatible with 4CH Transceiver or 694 SN 4CH No Wall Adapter

Compatible with 694W SN 4CH with Wall Adapter or 69D SN 4CH Shuttered Adapter

Narrow Pitch

Wide Pitch

Leading the Fiber Optic Revolution

885+ million connectors deployed globally

97+ million connectors sold in 2022

15 new products released in 2020

590 patents granted globally

90+ VSFF patents globally

SN[®] ADAPTER



Compact and modular adapters in a wide range of footprints to deliver maximum patch panel density across the network

ALIGNMENT KEY
easy connector alignment

HOOK MECHANISM

UNIBOOT COMPATIBLE

432+ FIBERS PER 1RU

VIDEO

SN STANDARD ADAPTERS

1 AND 4-CHANNEL (others on request)

TOP MOUNT (side mount on request)

RATTLE FREE mounting feature

DUST SHUTTER integrated shutter options

Same Footprint as QSFP-DD Transceiver
The non-shuttered SN[®] adapter has the same footprint as the 4-port QSFP-DD transceiver making it the perfect choice for switch replication at the patch panel.



SENKO's Adapters Designed for the Next Generation Data Centers

SN[®] ADAPTER Standard

Standard 1 and 4-channel adapters for high-density patch panels

• Standard Non-Shuttered
• Standard Shuttered

pg. 44
pg. 46

SN[®] ADAPTER SC/LC Footprint

SC/LC footprint adapters for easy upgrades of legacy systems

• Non-Shuttered SC/LC Footprint
• Shuttered SC/LC Footprint

pg. 48
pg. 50

SN[®] ADAPTER Compact

Compact adapters for low-profile miniature cassette systems

• SN[®] Compact

pg. 52

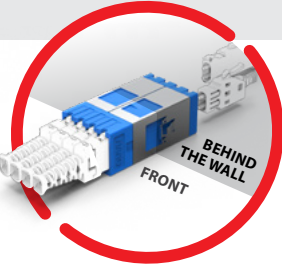
SN[®] MINI ADAPTER

Mini adapters for maximum BTW space-saving

• SN[®] Mini

pg. 54

Adapter Selection Guide



Real World Applications

FRONT Connector Options

BTW Connector Options

SN® Shuttered and Non-Shuttered Adapter

Gang-clip with 4 x SN®

SN® 4-Channel Footprint Adapter

SN® Uniboot

SN® 1.6mm/2.0mm

SN® EZ-Flip

SN® 1-Channel Adapter

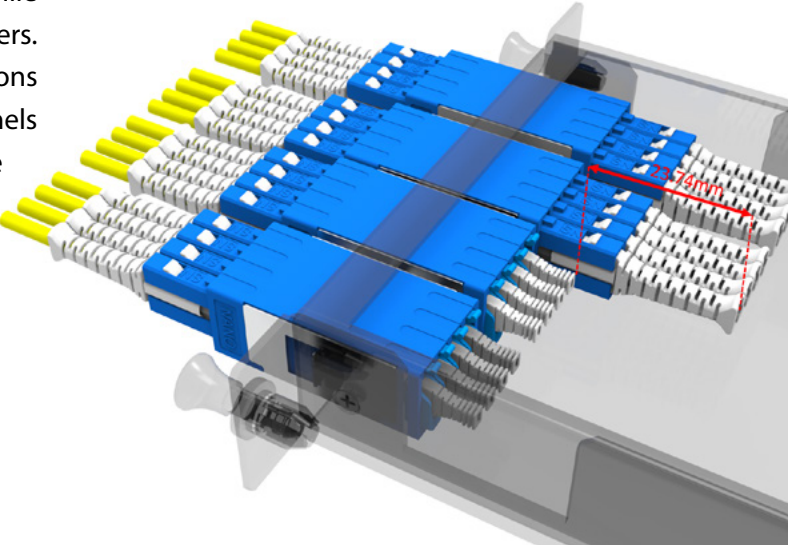
SN® EZ-Flip

SN® Junior

*Note: 1. Plastic gang-clips only work with SN shuttered adapters
2. Plastic EZ-Flip gang-clips works with SN shuttered adapters.
3. Metal gang-clips work with SN non-shuttered adapters

SN® ADAPTER Suitable for Most Applications

The SN® adapters can maximize port density while having the same footprint size as QSFP-DD transceivers. The 1-channel (2 fibers) is designed for applications requiring the separation of individual optical channels such as coherent optics or wave-splitting. The 4-channel (8 fibers) version allows operators to replicate switch-ports with inter-connected patch panels on a 1:1 basis. Shuttered and non-shuttered configurations available.



SN® SC/LC Footprint Shuttered and Non-Shuttered Adapter

SN® SC/LC Footprint 4-Channel Adapter

SN® 1.6mm/2.0mm

SN® EZ-Flip

SN® SC/LC Footprint 1-Channel Adapter

SN® 1.6mm/2.0mm


SN® EZ-Flip

SN® Junior

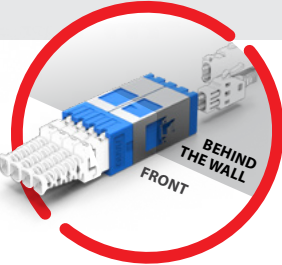
SN® SC/LC FOOTPRINT ADAPTER Retro-Fittable to SC/LC Footprint

Upgrade your system to SN®hyper-density without re-designing your current panels or hardware. The SC/LC footprint adapters are designed to fit legacy hardware incorporating an SC/LC cut-out, maximizing your current set-up without a costly overhaul.

These retro-fittable adapters are the ideal choice for cabling providers or equipment manufacturers. The 2-channel adapter fits into legacy hardware incorporating the SC duplex (LC quad) cut-out, while the 4-channel version incorporates the SC duplex (LC quad) cut-out.



Adapter Selection Guide



FRONT Connector Options

BTW Connector Options

SN® Compact Adapter

SN® 1.6mm/2.0mm

SN® EZ-Flip

SN® Compact ONLY

SN® Mini Adapter

SN® Uniboot

SN® 1.6mm/2.0mm

SN® EZ-Flip


SN® Mini ONLY

Real World Applications

SN® COMPACT ADAPTER

Lowest Height for BTW Cassettes

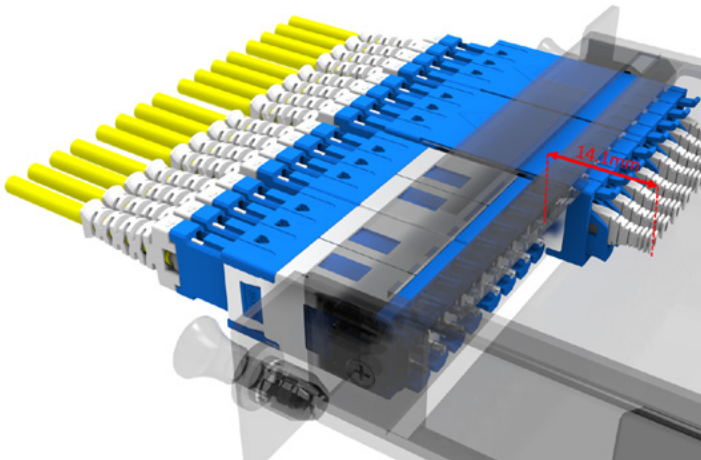
These compact adapters are designed for low-profile modular cassette systems that have little or no space above or below the adapter for fixing elements. It is held in place by the base and top cover of the cassette with sprung clips on the upper and lower face of the adapter. The 3-channel type fits legacy hardware incorporates the SC simplex (LC duplex) cut-out, and the 6-channel version is designed to fit the SC duplex (LC quad) cut-out.



SN® MINI ADAPTER

Most Space-effecient BTW

Maximize packing density and save space all at once with the SN® Mini adapter. Designed to increase the packing density at the front of patch panels whilst significantly reducing the space consumption at the rear of the panel for BTW (Behind The Wall), this small adapter serves a big purpose. In combination with SN® Mini connectors, as much as 14.1mm can be saved compared with standard adapters and connectors, making it the ideal solution for optoelectronic applications.




Sustainability

The density of SN® and SN®-MT connectors allows operators to reduce the number of transceivers, switches, power-consumption, and racks needed to operate their data centers or telecom exchanges.



SN[®] ADAPTER
Standard with Walls
1 (2F) and
4-Channel (8F)



SENKO's SN[®] adapters with walls are available either as a 1-channel (2 fibers) or 4-channel variant (8 fibers). The single channel is designed for applications requiring the separation of individual optical channels such as coherent optics or wave-splitting. The 4-channel version is designed to maximize port density within patch panels.

This adapter is the same size as the shuttered version, and due to its compact size, users can achieve the highest possible density within patch panels and distribution frames. Up to 432 fibers can be presented in a single 1RU (Rack Unit) subject to cable management and connector-access limitations.

All of SENKO's SN[®] adapters are designed either to be snapped into panel cut-outs or screwed into place using an appropriate bolt and nut. Adapters incorporating an integrated fixing flange will require additional space between each cut-out.

FEATURES

- Premium one-piece body design
- Up to 432 fibers per 1RU (Rack Unit)
- Same the same size as the shuttered version
- Accepts SN[®] standard and junior connectors
- Supports 200G/400G VSFF connectivity
- Color coded for rapid identification of fiber-type
- Telcordia, ANSI, TIA and IEC Compliant
- Identification marking for fast and simple connector alignment

APPLICATIONS

- High-density patch panels
- Spine/Leaf architectures
- Switch replication
- Opto-electronic equipment
- WDM equipment
- MUX and DEMUX equipment
- Mass server consolidation EoR, MoR

KEY BENEFITS

- ✓ Simple connector alignment
- ✓ Optimum panel packing density

SN[®] ADAPTER
Standard with walls, 1-channel (2F) and 4-channel (8F)

SN[®] - SIMPLIFIED NETWORKS

Mechanical Data

	Value
Durability	500 matings per TIA-568
Fixing Method	Snap-fit (<i>adapter without flange</i>) or screw and nut (<i>adapter with flange</i>)
Housing Material Type	Plastic
Fixing Spring Material Type	Metal stainless steel
Sleeve Material	Zirconia
Dust Protection Method	Removable dust plugs

Optical Data

	Value
Typical Insertion Loss (dB)*	0.10
Max. Insertion Loss (dB)*	0.20

* Based on master grade jumper to low loss random mating test

Environmental Data

	Value
Operating Temperature	-40°C to +75°C
RoHS Compliance	2015/863 RoHS
REACH Compliance	Yes
Free of Halogen	Yes
Humidity Resistance	95%

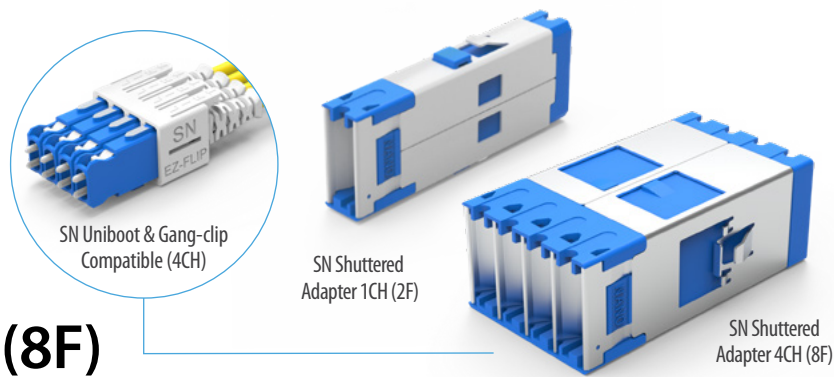
ORDERING

SN FOOTPRINT TYPE	FLANGE	HOUSING COLOR
691W SN 1-Channel (2F) with Wall Adapter	1 With Flange	1 Blue (SM PC/UPC)
694W SN 4-Channel (8F) with Wall Adapter	2 Without Flange	3 Green (SM APC)
	3 Top Mount*	7 Heather Violet (MM OM4)
		9 Aqua (MM OM3)

Note: Adapter supplied with protective dust-cap on both sides
* Top mount for 694W only

691 - 17 ORDER CODE example

SN® ADAPTER
Standard
Shuttered
1 (2F) and 4-Channel (8F)



SENKO's SN® shuttered adapters are available either as a 1-channel (2 fibers) or 4-channel variant (8 fibers). The single channel is designed for applications requiring the separation of individual optical channels such as coherent optics or wave-splitting. The 4-channel (8 fibers) version is designed for maximizing port density within patch panels.

This adapter is slightly larger than the non-shuttered version due to the addition of dividing walls that support the integrated shutters. When the connector is inserted into the adapter, the body of the connector (not the ferrule) pushes the shutter open so that the ferrules can be guided into the adapter sleeve.

All of SENKO's SN® adapters are designed either to be snapped into panel cut-outs or screwed into place using an appropriate screw and nut. Adapters incorporating an integrated fixing flange will require additional space between each cut-out.

FEATURES

- Premium one-piece body design
- Maximum density 216CH/432F in 1RU
- Integrated shutter reduces the impact of contaminants
- Accepts SN® standard and junior connectors
- Supports 200G/400G VSFF connectivity
- Color-coded for rapid identification of fiber-type
- Telcordia, ANSI, TIA, and IEC compliant
- Identification marking for fast and simple connector alignment

APPLICATIONS

- High-density patch panels
- Spine/leaf architectures
- High-density cross-connects
- Switch replication
- Opto-electronic equipment
- MUX and DEMUX equipment
- Mass server consolidation EoR, MoR

KEY BENEFITS

- ✓ Integrated shutter
- ✓ Optimum panel packing density

SN® ADAPTER
Standard, shuttered, 1-channel (2F) and 4-channel (8F)

SN® - SIMPLIFIED NETWORKS

Mechanical Data

	Value
Durability	500 matings per TIA-568
Fixing Method	Snap-fit (<i>adapter without flange</i>) or screw and nut (<i>adapter with flange</i>)
Housing Material Type	Plastic
Shutter Material Type	Metal stainless steel
Sleeve Material	Zirconia
Dust Protection Method	Integrated shutter mechanism (<i>operated by connector insertion</i>)

Optical Data


	Value
Typical Insertion Loss (dB)*	0.10
Max. Insertion Loss (dB)*	0.20

* Based on master grade jumper to low loss random mating test


Environmental Data

	Value
Operating Temperature	-40°C to +75°C
RoHS Compliance	2015/863 RoHS
REACH Compliance	Yes
Free of Halogen	Yes
Humidity Resistance	95%

ORDERING



SN Adapter 1CH (2F) with shutter




SN Adapter 4CH (8F) with shutter

SN FOOTPRINT TYPE	FLANGE	HOUSING COLOR
69A SN 1-Channel (2F) Shuttered Adapter	1 With Flange	1 Blue (SM PC/UPC)
69D SN 4-Channel (8F) Shuttered Adapter	2 Without Flange	3 Green (SM APC)
	3 Top Mount*	7 Heather Violet (MM OM4)
		9 Aqua (MM OM3)

Note: Adapter supplied with protective dust-cap on both sides
* Top mount for 69D only

69D - 17 ORDER CODE example

SN[®] ADAPTER
Non-Shuttered
SC/LC-Footprint
2 (4F) and 4-Channel (8F)



SENKO's SN[®] SC/LC-footprint non-shuttered adapters are available either as a 2-channel (4 fibers) or 4-channel (8 fibers) variant. The 2-channel type is designed to fit to legacy hardware incorporating an SC simplex (LC duplex) cut-out. The 4-channel version is designed to fit into legacy hardware incorporating the SC duplex (LC quad) cut-out.

These retro-fittable adapters are the ideal choice for cabling providers or equipment manufacturers that want to upgrade their existing systems to SN[®] hyper-density without redesigning new panels or hardware. Each adapter will double the density of existing LC-based hardware and subsequently reduce the total cost per port of the overall system. Operators can benefit from significantly reduced rack consumption and improve their RU (Rack Unit) revenue-efficiency accordingly.

SC/LC-footprint, non-shuttered adapters can be stacked side-by-side within extended multi-adapter panel cut-outs without consuming additional space beyond the SC/LC footprint size. For example 6x adapters could be place in one elongated slot if necessary.

FEATURES

- Retro-fittable to standard SC/LC panel cut-outs
- Double the patch-panel density of LC
- Accepts SN[®] standard and junior+ connectors
- Supports 200G/400G VSFF connectivity
- Color coded for rapid Identification of fiber-type
- Telcordia, ANSI, TIA and IEC compliant

APPLICATIONS

- Upgrading existing fiber management hardware from SC/LC to SN[®]
- Improved rack-space utilization in Brownfield data centers
- High-density centralized cross-connects and patch panels
- Mixed fiber panels combining different connector types

KEY BENEFITS

- ✓ Retro-fittable to SC/LC cut-outs
- ✓ Stackable side by side within SC/LC footprint

SN[®] ADAPTER
Non-shuttered, SC/LC-footprint, 2-channel (4F) and 4-channel (8F)

SN[®] - SIMPLIFIED NETWORKS

Mechanical Data

	Value
Durability	500 matings per TIA-568
Fixing Method	Snap-fit (<i>adapter without flange</i>) or screw and nut (<i>adapter with flange</i>)
Housing Material Type	Plastic
Fixing Spring Material Type	Metal stainless steel
Sleeve Material	Zirconia
Dust Protection Method	Removable dust plugs

Optical Data

	Value
Typical Insertion Loss (dB)*	0.10
Max. Insertion Loss (dB)*	0.20

* Based on master grade jumper to low loss random mating test

Environmental Data

	Value
Operating Temperature	-40°C to +75°C
RoHS Compliance	2015/863 RoHS
REACH Compliance	Yes
Free of Halogen	Yes
Humidity Resistance	95%


ORDERING

SC/LC FOOTPRINT TYPE	FLANGE	HOUSING COLOR
672 SN 2-Channel (4F) Adapter	1 With Flange	1 Blue (SM PC/UPC)
674 SN 4-Channel (8F) Adapter	2 Without Flange	3 Green (SM APC)
		7 Heather Violet (MM OM4)
		9 Aqua (MM OM3)

672 17 ORDER CODE example

Note: Adapter supplied with protective dust-cap on both sides

SN[®] ADAPTER
Shuttered
SC/LC-Footprint
2 (4F) and 4-Channel (8F)



SENKO's SN[®] SC/LC-footprint shuttered adapters are available either as a 2-channel (4 fibers) or 4-channel (8 fibers) variant. The 2-channel type is designed to fit to legacy hardware incorporating an SC simplex (LC duplex) cut-out. The 4-channel version is designed to fit into legacy hardware incorporating the SC duplex (LC quad) cut-out.

These retro-fittable adapters are the ideal choice for cabling providers or equipment manufacturers that want to upgrade their existing systems to SN[®] hyper-density without redesigning new panels or hardware. Each adapter will double the density of existing SC/LC-based systems and subsequently reduce the total cost per port of the overall system. Operators can benefit from significantly reduced rack consumption and improve their RU (Rack Unit) revenue-efficiency accordingly.

FEATURES

- Retro-fittable to standard SC/LC panel cut-outs
- Double the patch-panel density of LC
- Integrated shutter reduces impact of dust and dirt ingress
- Accepts SN[®] standard and junior+ connectors
- Supports 200G/400G VSFF connectivity
- Color coded for rapid identification of fiber-type
- Telcordia, ANSI, TIA and IEC compliant

APPLICATIONS

- Upgrading existing fiber management hardware from SC/LC to SN[®]
- Improved rack-space utilization in Brownfield data centers
- High-density centralized cross-connects and patch panels
- Mixed fiber panels combining different connector types

KEY BENEFITS

- ✓ Integrated shutter
- ✓ Retro-fittable to SC/LC cut-outs

SN[®] ADAPTER
Shuttered, SC/LC-footprint, 2-channel (4F) and 4-channel (8F)

SN[®] - SIMPLIFIED NETWORKS

Mechanical Data

	Value
Durability	500 matings per TIA-568
Fixing Method	Snap-fit (<i>adapter without flange</i>) or screw and nut (<i>adapter with flange</i>)
Housing Material Type	Plastic
Fixing Spring Material Type	Metal stainless steel
Sleeve Material	Zirconia
Dust Protection Method	Integrated shutter mechanism (<i>operated by connector insertion</i>)

Optical Data

	Value
Typical Insertion Loss (dB)*	0.10
Max. Insertion Loss (dB)*	0.20

* Based on master grade jumper to low loss random mating test

Environmental Data

	Value
Operating Temperature	-40°C to +75°C
RoHS Compliance	2015/863 RoHS
REACH Compliance	Yes
Free of Halogen	Yes
Humidity Resistance	95%

ORDERING

SN SC/LC-Footprint Shuttered Adapter 2CH (4F)


SC/LC FOOTPRINT TYPE	FLANGE	HOUSING COLOR
67B SN 2-Channel (4F) Shuttered Adapter	1 With Flange	1 Blue (SM PC/UPC)
67D SN 4-Channel (8F) Shuttered Adapter	2 Without Flange	3 Green (SM APC)
		7 Heather Violet (MM OM4)
		9 Aqua (MM OM3)

SN SC/LC-Footprint Shuttered Adapter 4CH (8F)

Note: Adapter supplied with protective dust-cap on both sides

67B - 17 ORDER CODE example

SN[®] ADAPTER
Compact
3 (6F) and
6-Channel (12F)



SN[®] compact adapters are available either as a 3-channel (6 fibers) or 6-channel variant (12 fibers). The 3-channel type is designed to fit to legacy hardware incorporating the SC simplex (LC duplex) cut-out, and the 6-channel version is designed to fit legacy hardware incorporating the SC duplex (LC quad) cut-out.

These compact adapters are designed to be placed side by side in low-profile modular cassette systems that have little or no space above or below the adapter for fixing elements. The compact adapter is held in place by the base and top cover of the cassette, and therefore spring clips are placed on the upper and lower face of the adapter. The BTW (Behind The Wall) side of the adapter is lower in height than the front of the adapter to compensate for the material wall thickness of the cassette.

To achieve this reduced adapter height on the inside of the cassette, SENKO has designed the complimentary SN[®] compact connector which is an essential component when integrating this adapter into your system.

FEATURES

- Triple the patch-panel density of LC
- Designed for lowest profile modular cassette systems
- Accepts SN[®] compact connector (BTW side) and SN[®] standard connector (front side)
- Supports 200G/400G VSFF connectivity
- Color coded for rapid identification of fiber-type
- 3-channel and 6-channel variants available
- Telcordia, ANSI, TIA and IEC compliant

APPLICATIONS

- 1RU chassis with 3x rows of adapters
- Spine/leaf architectures within hyperscale data centers
- Modular low-profile fiber optic cassette systems
- Spine/leaf architectures within hyperscale data centers
- High-density centralized cross-connects
- Mass server consolidation EoR, MoR

KEY BENEFITS

- ✓ **Suitable for low-profile cassettes**
- ✓ **Side by side stacking of adapters**

SN[®] ADAPTER
Compact, 3-channel (6F) and 6-channel (12F)

SN[®] - SIMPLIFIED NETWORKS

Mechanical Data

	Value
Durability	500 matings per TIA-568
Fixing Method	Snap-fit
Housing Material Type	Plastic
Fixing Spring Material Type	Integrated plastic spring clips
Sleeve Material	Zirconia
Dust Protection Method	Removable dust pPlugs

Optical Data

	Value
Typical Insertion Loss (dB)*	0.10
Max. Insertion Loss (dB)*	0.20

* Based on master grade jumper to low loss random mating test

Environmental Data

	Value
Operating Temperature	-40°C to +75°C
RoHS Compliance	2015/863 RoHS
REACH Compliance	Yes
Free of Halogen	Yes
Humidity Resistance	95%

ORDERING

SN Compact Adapter 3CH (6F)

SN Compact Adapter 6CH (12F)

SN FOOTPRINT TYPE	FLANGE TYPE	HOUSING COLOR
693 SN 3-Channel (6F) Non-Shuttered Adapter	3 Top Mount	1 Blue (SM PC/UPC)
696 SN 6-Channel (12F) Non-Shuttered Adapter		3 Green (SM APC)
		7 Heather Violet (MM OM4)
		9 Aqua (MM OM3)

693


37

ORDER CODE example

Note: Adapter supplied with protective dust-cap on both sides

SN® MINI ADAPTER

Shuttered SN-Footprint 4-Channel (8F)



SENKO's SN® Mini, shuttered, 4-channel (8 fibers) adapters are designed to offer maximum packing density at the front of patch panels while significantly reducing the space consumption at the rear of the panel for BTW (Behind The Wall) connectivity. In combination with SN® Mini connectors, as much as 14.1mm can be saved compared with standard adapters and connectors, making it the ideal solution for opto-electronic applications requiring circuit boards or other vital components to share the same space as fiber the optic connectivity. The SN® Mini adapter incorporates integrated dust shutters on the front side to prevent unwanted contaminants entering the adapter during operation. When the connector is patched to the adapter, the body of the connector (not the ferrule) pushes the shutter open allowing the ferrules to be guided into the adapter sleeve.

All of SENKO's SN® adapters are designed either to be snapped into panel cut-outs or screwed into place. Adapters incorporating an integrated fixing flange will require additional space between each cut-out and the maximum density per 1 RU (Rack Unit) will be lower.

FEATURES

- Up to 70% BTW space saving compared with standard adapters and connectors
- Maximum density 216CH/432F in 1RU
- Integrated shutter reduces impact of dust and dirt ingress
- Accepts SN® standard and Mini connectors
- Supports 200G/400G VSFF connectivity
- Color coded for rapid Identification of fiber-type
- Telcordia, ANSI, TIA and IEC compliant
- Identification marking for fast and simple connector alignment

APPLICATIONS

- Customized opto-electronic equipment
- Highest packing density within patch panels
- Spine/Leaf architectures within hyperscale data centers
- High-density switch replication
- High-density centralized cross-connects
- Mass server consolidation EoR, MoR

KEY BENEFITS

- ✓ Integrated dust shutter
- ✓ Maximum BTW space

SN® MINI ADAPTER

Shuttered, SN-footprint, 4-channel (8F)

SN® - SIMPLIFIED NETWORKS

Mechanical Data

	Value
Durability	500 matings per TIA-568
Fixing Method	Snap-fit
Housing Material Type	Plastic
Shutter Material Type	Metal stainless steel
Sleeve Material	Zirconia
Dust Protection Method	Integrated shutter mechanism <i>(operated by connector insertion)</i>

Optical Data


	Value
Typical Insertion Loss (dB)*	0.10
Max. Insertion Loss (dB)*	0.20

* Based on master grade jumper to low loss random mating test

Environmental Data

	Value
Operating Temperature	-40°C to +75°C
RoHS Compliance	2015/863 RoHS
REACH Compliance	Yes
Free of Halogen	Yes
Humidity Resistance	95%

ORDERING



SN FOOTPRINT TYPE		FLANGE TYPE		HOUSING COLOR	
6MD	SN 4-Channel (8F) Mini Shuttered Adapter	1	With Flange	1	Blue (SM PC/UPC)
		2	Without Flange	3	Green (SM APC)
				7	Heather Violet (MM OM4)
				9	Aqua (MM OM3)

6MD - 27 ORDER CODE example
Note: Adapter supplied with protective dust-cap on both sides

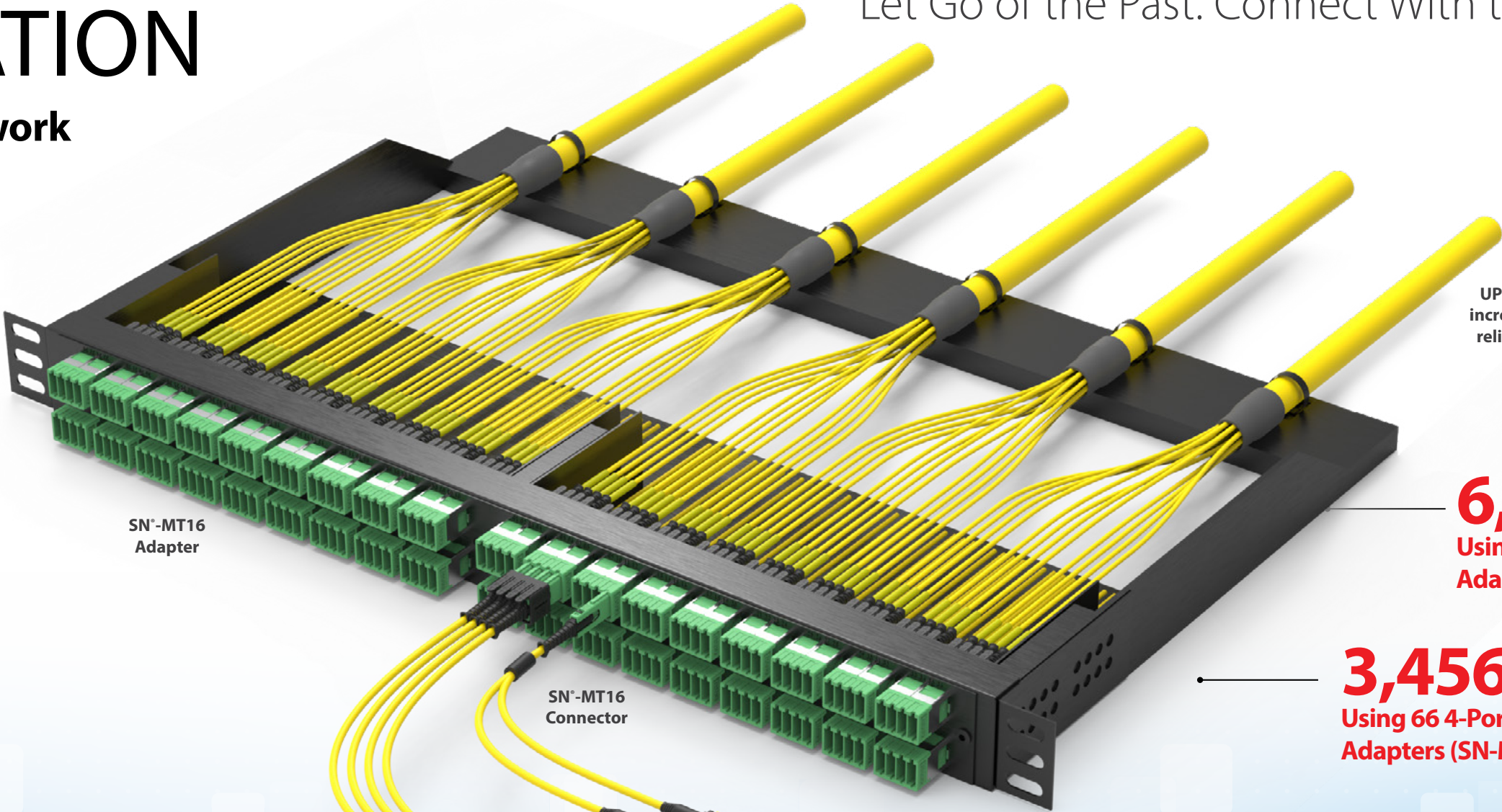
HYPERSCALE DENSIFICATION

Future-proof your network
with the **SN®-MT** Family

SN®-MT can be used in high-density patch panels to connect legacy MPO-based transceivers today, and then in the future, they can be redeployed to connect next-generation transceivers using the SN®-MT interface.



Let Go of the Past. Connect With the Now.



UPGRADE CABLE SYSTEMS
increase density and improve
reliability with best-in-class
performance


6,912f
Using 66 4-Port
Adapters (SN-MT32)

3,456f
Using 66 4-Port
Adapters (SN-MT16)

2.7x
Density
Increase
Compared to
MPO-16F

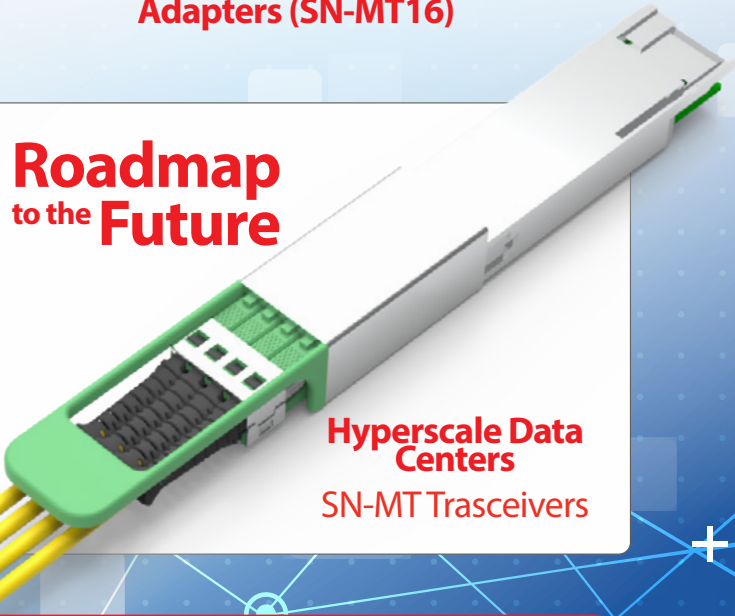
HYPER DENSE

**Same
Footprint**
As SN®
Connector



SCALEABLE
Up to 1.6 TB

Roadmap
to the **Future**



Hyperscale Data
Centers
SN-MT Trascivers

SN[®]-MT SERIES



Connect with the now - the journey to 1.6TB has already begun

COMPATABILITY
same connector footprint
as SN[®] connector

1, 2, 4 and 6-PORTS
(others on request)

HOOK MECHANISM

ROLLABLE RIBBON COMPATIBLE

3,456 FIBERS PER 1RU

VIDEO

SN-MT OVERVIEW

ACCESSIBLE
push-pull boot for
fast and easy access

SCALABLE
up to 1.6TB

1.6 TB

HYPERSCALE DENSITY
2.7x denser than
MPO-16F

12 x 250 μm in a Single Row

16 x 200 μm in a Single Row
Introducing the industry's highest density
connector featuring up to 16 fibers in a
single row. 2.7x denser than the MPO-16f.

SN[®]-MT8/16 Multi-Port

4X 400G DR4


2X 800G DR8



SENKO's SN[®]-MT for Hyperscale Density

SN[®]-MT CONNECTOR Standard

Standard SN[®]-MT connector for patch
cord assemblies and breakouts




• SN-MT Connector

pg. 66

SN[®]-MT RIBBON CONNECTOR

Standard SN[®]-MT ribbon connector for
patch cord assemblies and breakouts




• SN-MT Standard Ribbon Connector

pg. 66

SN[®]-MT ADAPTER Non-Shuttered

Standard 1, 2, 4 and 6-port adapters
for high-density patch panels




• SN-MT Non-Shuttered Adapter

pg. 78

SN[®]-MT ADAPTER Shuttered

Shuttered 1, 2, 4 and 6-port adapters
for enhanced ingress protection





• SN-MT Shuttered Adapter

pg. 80

FEATURED BENEFITS

Turn down the heat

Improve air flow to equipment and reduce energy consumption with SN® and SN®-MT



SN®-MT Shuttered Adapters


Integrated shutters on each port reduces the impact of dirt and dust ingress and offers a degree of laser protection for the user.

SUSTAINABLE NETWORKS


Increased efficiency, less waste

67%
Reduction in plastic

SN® and SN®-MT connectors are less than half the size of an LC duplex connector




Precision Ferrules



Push-Pull Boot

SN[®]-MT CONNECTOR

16 and 32-Fiber
200 μm, Single Row
2.0 mm Cable



SENKO's SN[®]-MT is an extension of the SN[®] range and incorporates a single, compact SN[®]-MT ferrule with 16 x 200 μm fibers in a single row. Subsequently, the SN[®]-MT ferrule can achieve 2.7 times the density of MPO16 whilst leveraging the same proven alignment methods. This combination ensures low-loss performance for singlemode and multimode APC applications whilst delivering optimized patch-panel density required in today's Hyperscale data centers.

The SN[®]-MT further increases the density capabilities of the SN[®] family by providing a patch panel density of 3,456 fibers per 1RU. This is as much as 3 x the density of MPO16 connectors occupying the same rack space. Additionally, the SN[®]-MT is compatible with next-generation 200 μm 'rollable ribbon' cables that significantly reduce the cable congestion within cable pathways and trunks. The SN[®]-MT connector is also suitable for ganged installations where as many as four connectors can be patched simultaneously to a 4-port adapter. This function converts the connector from a 16f connector to a 64f connector and makes it ideal for high-density trunk applications.

FEATURES

- Compatible with 200 μm rollable ribbon cables
- Allows up to 3,456 fibers per 1RU
- Low-loss, compact SN-MT ferrule
- 2.7 x denser than MPO16 per 1RU
- 1.3 x denser than MPO32 per 1RU
- Max. insertion loss 0.35 dB
- Push-pull boot for fast and simple MACs
- Optimized for 800G data rates with QSFP-DD, OSFP and SFP-DD transceivers
- Up to 4 x SN[®]-MT connectors per transceiver
- Wide range of connector and adapter types for legacy upgrades or greenfield applications

APPLICATIONS

- High-density trunks and patching
- Co-packaged optics
- High-density, high-data rate switches
- AI and super-compute clusters
- QSFP-DD and OSFP transceiver links
- Hyperscale, edge, enterprise and colocation data centers

KEY BENEFITS

- ✓ **2.7 x denser than MPO**
- ✓ **Future-proofed for next-gen data rates**

SN[®]-MT CONNECTOR
16 and 32-fiber, 200 μm, single row

SN[®] - SIMPLIFIED NETWORKS

Mechanical Data

	Value
Durability	50 matings per GR-1435-Core
Fiber Count	Multi-fiber (16 or 32 Fibers)
Cable Suitability	2.0 mm jacketed
Ferrule Material	Polymer
Dust Protection Method	Removable dust plugs that encapsulate the ferrules

Optical Data

	Singlemode	Multimode
	APC	MM (APC)
	SM Premium Low Loss	Premium
Typical Insertion Loss (dB)*	0.15	0.15
Max. Insertion Loss (dB)*	0.35	0.35
Typical Return Loss (dB)*	≥60	≥45
Ferrule Diameter (μm)	SN-MT ferrule 16-fiber, 200 μm in a single row	

* Specifications provided are target only based on master grade jumper to low loss random mating test

ORDERING

SN-MT SM Connector APC for up to 2 mm Cable

SN-MT SM Connector APC with 44 mm Boot

SN-MT MM Connector APC for up to 2 mm Cable


CONNECTOR TYPE	GUIDE PIN GENDER	PERFORMANCE	FIBER COUNT	HOUSING COLOR	BOOT TYPE	BOOT COLOR
641 SN-MT Connector with Ferrule	F Female (Without Pin)	SL SM Super Low Loss	16 16 Fiber (200 μm)	G SM Green	1 Bare Ribbon Fiber Boot	3 Black
	M Male (With Pin)				4 50mm Boot (50T), 2mm	
	G With Changeable Keeper		32 32 Fiber (200 μm)		5 70 mm Boot (70T), 3mm	
642 SN-MT Connector with Ferrule	F Female (Without Pin)	SL SM Super Low Loss	16 16 Fiber (200 μm)	G SM Green	2 44mm Boot (44T), 2.6mm	1 White
	M Male (With Pin)				3 44mm Boot (44T), 3.0mm	3 Black
	G With Changeable Keeper		32 32 Fiber (200 μm)			
641 SN-MT Connector with Ferrule	F Female (Without Pin)	ML MM Low Loss	16 16 Fiber (200 μm)	B MM Black	1 Bare Ribbon Fiber Boot	3 Black
	M Male (With Pin)				4 50 mm Boot (50T), 2mm	
	G With Changeable Keeper		32 32 Fiber (200 μm)		5 70 mm Boot (70T), 3mm	

Note: Connector supplied with protective dust-cap

Contact SENKO

Contact sales@senko.com
for availability and to learn more

SN[®]-MT CONNECTOR
12 and 24-Fiber
250 μm, Single Row
2.0 mm Cable



SENKO's SN[®]-MT is an extension of the SN[®] range and incorporates a single, compact SN[®]-MT ferrule with 12 x 250 μm fibers in a single row. Subsequently, the SN[®]-MT ferrule can achieve 2.7 times the density of MPO16 whilst leveraging the same proven alignment methods. This combination ensures low-loss performance for singlemode and multimode APC applications whilst delivering optimized patch-panel density required in today's Hyperscale data centers.

The SN[®]-MT further increases the density capabilities of the SN[®] family by providing a patch panel density of 3,456 fibers per 1RU. This is as much as 3 x the density of MPO16 connectors occupying the same rack space. Additionally, the SN[®]-MT is compatible with next-generation 250 μm 'rollable ribbon' cables that significantly reduce the cable congestion within cable pathways and trunks. The SN[®]-MT connector is also suitable for ganged installations where as many as four connectors can be patched simultaneously to a 4-port adapter. This function converts the connector from a 12f connector to a 64f connector and makes it ideal for high-density trunk applications.

FEATURES

- Compatible with 250 μm rollable ribbon cables
- Allows up to 3,456 fibers per 1RU
- Low-loss, compact SN-MT ferrule
- 2.7 x denser than MPO16 per 1RU
- 1.3 x denser than MPO32 per 1RU
- Max. insertion loss 0.35 dB
- Push-pull boot for fast and simple MACs
- Optimized for 800G data rates with QSFP-DD, OSFP and SFP-DD transceivers
- Up to 4 x SN[®]-MT connectors per transceiver
- Wide range of connector and adapter types for legacy upgrades or greenfield applications

APPLICATIONS

- High-density trunks and patching
- Co-packaged optics
- High-density, high-data rate switches
- AI and super-compute clusters
- QSFP-DD and OSFP transceiver links
- Hyperscale, edge, enterprise and colocation data centers

KEY BENEFITS

- ✓ **2.7 x denser than MPO**
- ✓ **Future-proofed for next-gen data rates**

SN[®]-MT CONNECTOR
12 and 24-fiber, 250 μm, single row

SN[®] - SIMPLIFIED NETWORKS

Mechanical Data


	Value
Durability	50 matings per GR-1435-Core
Fiber Count	Multi-fiber (12 or 24 Fibers)
Cable Suitability	2.0 mm jacketed
Ferrule Material	Polymer
Dust Protection Method	Removable dust plugs that encapsulate the ferrules

Optical Data


	Singlemode	Multimode
	APC	MM (APC)
	SM Premium Low Loss	Premium
Typical Insertion Loss (dB)*	0.15	0.15
Max. Insertion Loss (dB)*	0.35	0.35
Typical Return Loss (dB)*	≥60	≥45
Ferrule Diameter (μm)	SN-MT ferrule 12-fiber, 250 μm in a single row	

* Specifications provided are target only based on master grade jumper to low loss random mating test


ORDERING



SN-MT SM Connector APC for up to 2 mm Cable



SN-MT SM Connector APC with 44 mm Boot




SN-MT MM Connector APC for up to 2 mm Cable

CONNECTOR TYPE	GUIDE PIN GENDER	PERFORMANCE	FIBER COUNT	HOUSING COLOR	BOOT TYPE	BOOT COLOR
641 SN-MT Connector with Ferrule	F Female (Without Pin)	SL SM Super Low Loss	12 12 Fiber (250 μm)	G SM Green	1 Bare Ribbon Fiber Boot	3 Black
	M Male (With Pin)		24 24 Fiber (250 μm)		4 50mm Boot (50T), 2mm	
	G With Changeable Keeper				5 70 mm Boot (70T), 3mm	
CONNECTOR TYPE	GUIDE PIN GENDER	PERFORMANCE	FIBER COUNT	HOUSING COLOR	BOOT TYPE	BOOT COLOR
642 SN-MT Connector with Ferrule	F Female (Without Pin)	SL SM Super Low Loss	12 12 Fiber (250 μm)	G SM Green	2 44mm Boot (44T), 2.6mm	1 White
	M Male (With Pin)		24 24 Fiber (250 μm)		3 44mm Boot (44T), 3.0mm	3 Black
	G With Changeable Keeper					
CONNECTOR TYPE	GUIDE PIN GENDER	PERFORMANCE	FIBER COUNT	HOUSING COLOR	BOOT TYPE	BOOT COLOR
641 SN-MT Connector with Ferrule	F Female (Without Pin)	ML MM Low Loss	12 12 Fiber (250 μm)	B MM Black	1 Bare Ribbon Fiber Boot	3 Black
	M Male (With Pin)		24 24 Fiber (250 μm)		4 50 mm Boot (50T), 2mm	
	G With Changeable Keeper				5 70 mm Boot (70T), 3mm	

Note: Connector supplied with protective dust-cap

Contact **SENKO**
Contact sales@senko.com for availability and to learn more

SN[®]-MT GANG-CLIPS
Quad and Duplex Design
for QSFP-DD and SFP-DD
Transceivers



SN 4-Port Gang-Clip

SENKO's SN[®]-MT Gang-clips are designed to hold two or four individual SN[®]-MT connectors side by side so they can be plugged into either 4-port QSFP-DD, OSFP or 2-port SFP-DD transceivers simultaneously. This speeds up the patching time and simplifies the process of patching multiple connectors - it also allows the four duplex connectors to act as a single Base-4 or Base-8 connector.

The Gang-clip is generally deployed in transceiver breakout applications where, for example, a single 400G transceiver is broken out to 4 x 100G transceivers within spine-leaf architectures.


FEATURES

- Allows multiple SN[®]-MT connectors to be patched simultaneously
- The compact design prevents interference with transceiver pull-tab
- Suitable for QSFP-DD, OSFP and SFP-DD transceivers

APPLICATIONS

- Transceiver breakout applications
- Spine-leaf architectures
- Hyperscale data centers
- Patching to standard SN[®]-MT non-shuttered adapters

ORDERING



PART NUMBER


602-CLIP-QD-01	Metal Quad Gang-clip for QSFP-DD and OSFP Transceiver Types
602-CLIP-DX-02	Metal Duplex Gang-clip for SFP-DD Transceiver Types

602-CLIP-DX-02 ORDER CODE example

SN[®]-MT GANG-CLIPS
Quad and Duplex Designs

SN[®] - SIMPLIFIED NETWORKS

SN[®]-MT GANG-CLIPS
Quad Design
for 4-Port
Shuttered Adapters



SN-MT 4-Port Gang-Clip

SENKO's SN[®]-MT Gang-clips are designed to hold four individual SN[®]-MT connectors side by side so they can be plugged into shuttered adapters (or adapters with walls between each channel) simultaneously. This unique functionality dramatically reduces the installation time required to patch multiple connectors to high-density patch panels, as well as allowing the four SN[®]-MT connectors to act as one Base-64 connector (subject to connector-fiber count).

The Gang-clip can be used to combine four individual connectors from SN[®]-MT cords or alternatively, four connectors from a breakout cable or fanout cable. The Gang-clip is a critical solution in applications where multiple connectors are being patched to the rear side of patch panels. Individual SN[®]-MT connectors can be inserted or removed from the 4-port gang-clip thanks to flexible locking clips located on the upper face of the clip.

FEATURES

- Allows multiple SN[®]-MT connectors to be patched simultaneously
- Connectors can be individually inserted and removed without disruption to adjacent connectors
- Compact design
- Suitable for shuttered 4-channel SN[®]-MT adapters

APPLICATIONS

- Spine-Leaf switch connections
- Patch cord consolidation
- Breakout and fanout cable assemblies
- High fiber-count backbone trunks
- Hyperscale data centers

ORDERING




Plastic Quad
Gang-Clip
SN-MT Connector

PART NUMBER

641-CLIP-QD-02	Plastic Quad Gang-clip for Shuttered Adapters or Adapters with Walls Between Each Port - Color Black
----------------	--

641-CLIP-QD-02 ORDER CODE example

SN[®]-MT
JUNIOR CONNECTOR
16 and 32-Fiber, 200 μm
12 and 24-Fiber, 250 μm
BTW (Behind The Wall)



SN-MT16 Junior Connector

The SN[®]-MT Junior connector is designed for applications that require less space consumption BTW (Behind The Wall) than conventional cable-based connectors. With a much shorter body length and boot length than conventional connectors, the SN[®]-MT Junior offers users the chance to reduce the depth of cassettes and modules as well as free up valuable space within fiber management panels for additional hardware such as coherent devices or electronic equipment.

The SN[®]-MT Junior connector has a latch on the upper side of the connector that provides an audible click when it is plugged into an adapter. At the rear of the connector is a boot that will accept 16-fiber ribbon with a 200 μm construction. Junior connectors are most commonly used for applications such as high fiber-count ribbon splicing or optoelectronic applications where additional space is required BTW.

The SN[®]-MT Junior connector is compatible with standard SN[®]-MT adapters.

FEATURES

- Compatible with 200 μm/ 250 μm rollable ribbon cables
- Upper latch mechanism with an audible click
- Reduced connector/boot length
- Low-loss, compact SN-MT ferrule
- 2.7 x denser than MPO16 per 1RU
- 1.3 x denser than MPO32 per 1RU
- Max. Insertion loss 0.35 dB
- No special adapter required

APPLICATIONS

- High-density ribbon splicing
- Pre-terminated fiber-management
- Co-packaged optics
- Coherent optics
- Optoelectronic equipment panels

KEY BENEFITS

- ✓ **2.7 x denser than MPO**
- ✓ **High fiber-count ribbon splicing**

SN[®]-MT JUNIOR CONNECTOR
16 and 32-Fiber with 200 μm, 12 and 24-Fiber with 250 μm

SN[®] - SIMPLIFIED NETWORKS

Mechanical Data


	Value
Durability	50 matings per GR-1435-Core
Fiber Count	Multi-fiber (12, 16, 24 or 32 Fibers)
Cable Suitability	16-fiber, 200 μm ribbon or 12-fiber 250 μm ribbon
Ferrule Material	Polymer
Dust Protection Method	Removable dust plugs that encapsulate the ferrules

Optical Data

	Singlemode	Multimode
	APC	MM (APC)
	SM Premium Low Loss	Premium
Typical Insertion Loss (dB)*	0.15	0.15
Max. Insertion Loss (dB)*	0.35	0.35
Typical Return Loss (dB)*	≥60	≥45
Ferrule Diameter (μm)	SN-MT ferrule 16-fiber, 200 μm in a single row SN-MT ferrule 12-fiber, 250 μm in a single row	

* Specifications provided are target only based on master grade jumper to low loss random mating test

ORDERING



SN-MT
SM Junior Connector
APC for 16-fiber 200 μm ribbon



SN-MT
MM Junior Connector
APC for 16-fiber 200 μm ribbon

CONNECTOR TYPE		GUIDE PIN GENDER		PERFORMANCE		FIBER COUNT		HOUSING COLOR		BOOT TYPE		BOOT COLOR	
643	SN-MT Junior Connector with Ferrule	F	Female (Without Pin)	SL	SM Super Low Loss	12	12 Fiber (250 μm)	G	SM Green	1	Bare Ribbon Fiber Boot	3	Black
		M	Male (With Pin)			16	16 Fiber (200 μm)						
		G	With Changeable Keeper			24	24 Fiber (250 μm)						
						32	32 Fiber (200 μm)						


CONNECTOR TYPE		GUIDE PIN GENDER		PERFORMANCE		FIBER COUNT		HOUSING COLOR		BOOT TYPE		BOOT COLOR	
643	SN-MT Junior Connector with Ferrule	F	Female (Without Pin)	ML	MM Low Loss	12	12 Fiber (250 μm)	B	MM Black	1	Bare Ribbon Fiber Boot	3	Black
		M	Male (With Pin)			16	16 Fiber (200 μm)						
		G	With Changeable Keeper										

Note: Connector supplied with protective dust-cap

Contact sales@senko.com for availability and to learn more

Contact
SENKO

SN[®]-MT
MINI CONNECTOR
Multi-fiber (16f), 200 μm
BTW (Behind The Wall)



The SN[®]-MT Mini connector is the shortest in the SN[®]-MT family and offers users the most space-efficient solution for applications demanding optimized BTW (Behind The Wall) space-saving. In combination with SN[®] Mini adapters, as much as 14.1mm can be saved compared with standard adapters and connectors, making it the ideal solution for optoelectronic applications requiring circuit boards or other vital components to share the same space as fiber optic connectivity.

The SN[®]-MT Mini connector has a latch on the upper side of the connector that provides an audible click when it is plugged into an adapter. At the rear of the connector is a boot that will accept 16-fiber ribbon with a 200 μm construction. Mini connectors are most commonly used for applications such as high fiber-count ribbon splicing or optoelectronic applications where additional space is required BTW.

The SN[®]-MT Mini connector is only compatible with SN[®]-MT Mini adapters.

FEATURES

- Compatible with 200 μm rollable ribbon cables
- Upper latch mechanism with an audible click
- Reduced connector/boot length
- Low-loss, compact SN[®]-MT ferrule
- 2.7x denser than MPO16 per 1RU
- 1.3x denser than MPO32 per 1RU
- Max. insertion loss 0.35dB for SM
- No special adapter required

APPLICATIONS

- High-density ribbon splicing
- Pre-terminated fiber-management
- Co-packaged optics
- Coherent optics
- Optoelectronic equipment panels

KEY BENEFITS

- ✓ 2.7 x denser than MPO
- ✓ High fiber-count ribbon splicing

SN[®]-MT MINI CONNECTOR
Multi-fiber (16f), 200 μm, single row

SN[®] - SIMPLIFIED NETWORKS

Mechanical Data


	Value
Durability	200 matings per GR-326-Core
Fiber Count	Multi-fiber (16 Fibers)
Cable Suitability	16-fiber, 200 μm ribbon
Ferrule Material	Polymer
Dust Protection Method	Removable dust plugs that encapsulate the ferrules

Optical Data


	Singlemode	Multimode
	SM	MM
	APC	APC
Typical Insertion Loss (dB)*	0.15	0.15
Max. Insertion Loss (dB)*	0.35	0.35
Typical Return Loss (dB)*	≥60	≥45
Ferrule Diameter (μm)	SN-MT ferrule 16-fiber, 200 μm in a single row	

* Based on master grade jumper to low loss random mating test

ORDERING



SN-MT
SM Mini Connector
APC for 16-fiber 200 μm Ribbon



SN-MT
MM Mini Connector
APC for 16-fiber 200 μm Ribbon

CONNECTOR TYPE	GUIDE PIN GENDER	PERFORMANCE	FIBER COUNT	HOUSING COLOR	BOOT COLOR
647 SN-MT Mini Connector with Ferrule	F Female (Without Pin)	SL SM Super Low Loss	16 16 Fiber	G SM Green	3 Black
	M Male (With Pin)				
	G With Changeable Keeper				


CONNECTOR TYPE	GUIDE PIN GENDER	PERFORMANCE	FIBER COUNT	HOUSING COLOR	BOOT COLOR
647 SN-MT Mini Connector with Ferrule	F Female (Without Pin)	ML MM Low Loss	16 16 Fiber	B MM Black	3 Black
	M Male (With Pin)				
	G With Changeable Keeper				

Note: Connector supplied with protective dust-cap

Contact sales@senko.com for availability and to learn more

Contact SENKO

SN[®]-MT UNIBOOT CONNECTOR
200 μm Pitch
SN-MT Ferrule



The SN[®]-MT16 Uniboot is a pioneering connector that combines four individual SN[®]-MT connectors into one single housing and boot so that all connectors can be plugged into high-density patch panels or transceivers simultaneously. This approach of ‘ganging’ multiple connectors together reduces the installation time and associated cable clutter that accumulates at the rear of high-density patch panels. A standard 1RU patch panel with a recommended maximum density of 216 SN[®]-MT ports per 1RU can be reduced to 54 connectors and cables with the SN[®]-MT Uniboot connector.

In terms of panel density, the SN-MT Uniboot is an essential component in achieving hyperscale density without compromising practicality and user-friendliness. The SN[®]-MT16 Uniboot offers an unparalleled density 3,456 fibers per 1RU which is significantly higher than that achievable with the MPO connector

The SN[®]-MT16 Connector offers an ultra-low insertion loss of less than 0.35 dB per mated connector pair, guaranteeing repeatable and reliable links. Its high-performance MT ferrules and alignment pins further improve reliability, ensuring stable connections and optimal network performance.

FEATURES	APPLICATIONS
<ul style="list-style-type: none">• Patch 64 fibers simultaneously• Low insertion loss at 0.35dB per connector• 200-micron fiber pitch (SN-MT16)• Compatible with 200-micron rollable ribbon• Push-pull Uniboot for fastest deployment• Allows up to 3,456 fibers per 1RU (Rack Unit)• Significantly lower total cost of ownership• Simplified cable management and reduced cable clutter	<ul style="list-style-type: none">• High-density backbone cabling• Spine/Leaf and Super-Spine Patching• Dual 800G backbone cabling• High-Density Intra-DC Trunk Cables• Pre-connectorized Trunk cables• High density patch panels (rear-side)• Hyperscale data centers

- KEY BENEFITS**
- ✓ High density connector 64F (4 x 16F)
 - ✓ Trunk cable systems

Mechanical Data

	Value
Durability	50 Matings per GR-1435-Core
Fiber Count	Base-16 (64 fibers)
Cable Suitability	64-fiber micro cable
Ferrule Material	PPS
Dust Protection Method	Removable dust plugs that encapsulate the ferrules

Optical Data

	Singlemode
	APC
	SM Premium Low Loss
Typical Insertion Loss (dB)*	0.15
Max. Insertion Loss (dB)*	0.35
Typical Return Loss (dB)*	≥ 60
Ferrule Diameter (μm)	SN-MT ferrule 16-fiber, 200 μm in a single row


* Based on master grade jumper to low loss random mating test

ORDERING


CONNECTOR TYPE		GUIDE PIN GENDER		PERFORMANCE		FIBER COUNT		HOUSING COLOR		BOOT COLOR		BOOT TYPE		SPACER	
64A	SN-MT Uniboot Connector with Ferrule 4CH	F	Female (<i>Without Pin</i>)	SL	SM Super Low Loss	12	12 Fiber (250 μm)	G	SM Green	3	Black	21	2.0mm Boot with Crimp	NS	No Spacer (<i>for Narrow</i>)
		M	Male (<i>With Pin</i>)			16	16 Fiber (200 μm)	B	MM Black			22	2.0mm Boot without Crimp		
64C	SN-MT Uniboot Connector with Ferrule 2CH	G	With Changeable Keeper	ML	MM Super Low Loss	24	24 Fiber (250 μm)					23	2.4mm boot	W	White
						32	32 Fiber (200 μm)					31	3.0mm boot	L	Blue
												33	3.0mm Short Boot	B	Black (<i>Standard</i>)
												41	3.6mm Boot		
												46	3.6mm Short Boot	A	Aqua
												54	4.0 mm	V	Heather Violet
												51	4.5 mm		
												52	5.0 mm		
												53	5.5 mm		

Note: Adapter supplied with protective dust-cap on both sides

Contact sales@senko.com for availability and to learn more



SN[®]-MT ADAPTER
Non-Shuttered
SN Footprint



SENKO's SN[®]-MT non-shuttered adapters are available either as a 1, 2, or 4-port variant. The single port is designed for applications such as BASE-16 to Base-2 transitions where the adapter is placed at the rear of fiber management cassettes or panels. The 4-port version is designed to maximize port density within high-density patch panels or active equipment. The 4-port adapter has individual walls between each port for clearer separation and improved connector alignment.

Due to its compact size, the SN[®]-MT, 4-port adapter allows users to achieve the highest possible density within patch panels and optical distribution frames. Up to 3,456 fibers can be presented in a single 1RU (Rack Unit) subject to cable management and connector-access limitations. These adapters can either to be snapped into panel cut-outs or screwed into place using an appropriate bolt and nut. Adapters incorporating an integrated fixing flange will require additional space between each cut-out, and the maximum density per RU will be lower.

FEATURES

- Premium one-piece body design
- Up to 3,456 fibers per 1RU (Rack Unit)
- Accepts SN[®]-MT16 standard and Junior connectors
- Individual port separation
- Supports 800G VSFF connectivity
- Telcordia, ANSI, TIA and IEC compliant
- Identification marking for fast and simple connector alignment

APPLICATIONS

- High-density patch panels
- Backbone trunks
- Base-16 transition modules
- Spine/Leaf architectures
- High-density cross-connects
- Switch replication
- Opto-electronic equipment

KEY BENEFITS

- ✓ Up to 3,456f per 1RU
- ✓ Optimum panel packing density

SN[®]-MT ADAPTER
Non-shuttered, SN footprint

SN[®] - SIMPLIFIED NETWORKS

Mechanical Data

Mechanical Data	Value
Durability	50 matings per GR-1435-Core
Fixing Method	Snap-fit (<i>adapter without flange</i>) or screw and nut (<i>adapter with flange</i>)
Housing Material Type	Plastic
Fixing Spring Material Type	Metal stainless steel
Sleeve Material	Plastic (<i>alignment achieved with male/female connectors</i>)
Dust Protection Method	Removable dust plugs

Optical Data


Optical Data	Value
Typical Insertion Loss (dB)*	0.10
Max. Insertion Loss (dB)*	0.20

* Based on master grade jumper to low loss random mating test

Environmental Data

Environmental Data	Value
Operating Temperature	-40°C to +75°C
RoHS Compliance	2015/863 RoHS
REACH Compliance	Yes
Free of Halogen	Yes
Humidity Resistance	95%


ORDERING

 SN-MT SN-Footprint Adapter 1-Port	SN-MT FOOTPRINT TYPE		FLANGE		HOUSING COLOR	
	651W	SN-MT 1-Port Non-Shuttered Adapter	1	With Flange	2	Black (Multimode)
	652W	SN-MT 2-Port Non-Shuttered Adapter	2	Without Flange	3	Green (Singlemode)
	654W	SN-MT 4-Port Non-Shuttered Adapter	3	Top Mount		


Note: Adapter supplied with protective dust-cap on both sides

Contact sales@senko.com
for availability and to learn more

Contact
SENKO



SN[®]-MT ADAPTER
Shuttered
SN Footprint



SENKO's SN[®]-MT shuttered adapters are available either as a 1, 2, or 4-port variant. The single port is designed for applications such as BASE-16 to Base-2 transitions, where the adapter is placed at the rear of fiber management cassettes or panels. The 4-port version is designed to maximize port density within high-density patch panels or active equipment.

Due to its compact size, the SN[®]-MT, 4-port adapter allows users to achieve the highest possible density within patch panels and optical distribution frames. Up to 3,456 fibers can be presented in a single 1RU (Rack Unit) subject to cable management and connector-access limitations. These adapters feature integrated shutters on each port that reduces the impact of dirt and dust ingress and offers a degree of laser protection for the user. When the connector is inserted into the adapter, the body of the connector (not the ferrule) pushes the shutter open so that the ferrules can be guided into the adapter. Shuttered SN[®]-MT adapters can either be snapped into panel cut-outs or screwed into place using an appropriate bolt and nut (with flange type). Adapters incorporating an integrated fixing flange will require additional space between each cut-out, and the maximum density per RU may be reduced.

FEATURES

- Premium one-piece body design
- Up to 3,456 fibers per 1RU (Rack Unit)
- Accepts SN[®]-MT16 standard and junior connectors
- Integrated port shutters
- Supports 800G VSFF connectivity
- Telcordia, ANSI, TIA and IEC compliant
- Identification marking for fast and simple connector alignment

APPLICATIONS

- High-density patch panels
- Backbone trunks
- Base-16 transition modules
- Spine/leaf architectures
- High-density cross-connects
- Switch replication
- Opto-electronic equipment

KEY BENEFITS

- ✓ Up to 3,456f per 1RU
- ✓ Optimum panel packing density

SN[®]-MT ADAPTER
Shuttered, SN footprint

SN[®] - SIMPLIFIED NETWORKS

Mechanical Data

Mechanical Data	Value
Durability	50 matings per GR-1435-Core
Fixing Method	Snap-fit (<i>adapter without flange</i>) or screw and nut (<i>adapter with flange</i>)
Housing Material Type	Plastic
Fixing Spring Material Type	Metal stainless steel
Sleeve Material	Plastic (<i>alignment achieved with male/female connectors</i>)
Dust Protection Method	Integrated shutter

Optical Data



Optical Data	Value
Typical Insertion Loss (dB)*	0.10
Max. Insertion Loss (dB)*	0.20

* Based on master grade jumper to low loss random mating test

Environmental Data

Environmental Data	Value
Operating Temperature	-40°C to +75°C
RoHS Compliance	2015/863 RoHS
REACH Compliance	Yes
Free of Halogen	Yes
Humidity Resistance	95%

ORDERING


 SN-MT Shuttered Adapter 1-Port	SN-MT FOOTPRINT TYPE		FLANGE		HOUSING COLOR	
	651S	SN-MT 1-Port (16F) Shuttered Adapter	1	With Flange	2	Black (Multimode)
	654S	SN-MT 4-Port (64F) Shuttered Adapter	2	Without Flange	3	Green (Singlemode)
 SN-MT Shuttered Adapter 2-Port	SCT FOOTPRINT TYPE		FLANGE		HOUSING COLOR	
	662S	SN-MT 2-Port (64F) Shuttered Adapter	1	With Flange	2	Black (Multimode)
			2	Without Flange	3	Green (Singlemode)

Note: Adapter supplied with protective dust-cap on both sides

Contact sales@senko.com
for availability and to learn more

Contact
SENKO

SN[®]-MT
MINI ADAPTER
Shuttered
SN Footprint



SENKO's SN[®]-MT Mini adapter is designed to maximize port density within high-density patch panels or active equipment. Due to its compact size, the SN[®]-MT Mini, 4-port adapter allows users to achieve the highest possible density within patch panels and optical distribution frames. Up to 3,456 fibers can be presented in a single 1RU (Rack Unit) subject to cable management and connector-access limitations. This adapter features integrated shutters on each port that reduces the impact of dirt and dust ingress and offers a degree of laser protection for the user. When the connector is inserted into the adapter, the body of the connector (not the ferrule) pushes the shutter open so that the ferrules can be guided into the adapter. SN[®]-MT mini adapters can either be snapped into panel cut-outs or screwed into place using an appropriate bolt and nut (with flange type). Adapters incorporating an integrated fixing flange will require additional space between each cut-out, and the maximum density per RU may be reduced.

FEATURES

- Premium one-piece body design
- Up to 3,456 fibers per 1RU (Rack Unit)
- Accepts SN[®]-MT16 standard and junior connectors
- Integrated port shutters
- Supports 800G VSFF connectivity
- Telcordia, ANSI, TIA and IEC compliant
- Identification marking for fast and simple connector alignment

APPLICATIONS

- High-density patch panels
- Backbone trunks
- Base-16 transition modules
- Spine/leaf architectures
- High-density cross-connects
- Switch replication
- Opto-electronic equipment

KEY BENEFITS

- ✓ Up to 3,456f per 1RU
- ✓ Optimum panel packing density

SN[®]-MT MINI ADAPTER
Shuttered, SN footprint

SN[®] - SIMPLIFIED NETWORKS

Mechanical Data

Mechanical Data	Value
Durability	50 matings per GR-1435-Core
Fixing Method	Snap-fit (<i>adapter without flange</i>) or screw and nut (<i>adapter with flange</i>)
Housing Material Type	Plastic
Fixing Spring Material Type	Metal stainless steel
Sleeve Material	Plastic (<i>alignment achieved with male/female connectors</i>)
Dust Protection Method	Integrated shutter

Optical Data

Optical Data	Value
Typical Insertion Loss (dB)*	0.10
Max. Insertion Loss (dB)*	0.20

* Based on master grade jumper to low loss random mating test

Environmental Data

Environmental Data	Value
Operating Temperature	-40°C to +75°C
RoHS Compliance	2015/863 RoHS
REACH Compliance	Yes
Free of Halogen	Yes
Humidity Resistance	95%

ORDERING



SN-MT FOOTPRINT TYPE	FLANGE	HOUSING COLOR
SN-MT 4-Port (64F) Shuttered Adapter	1 With Flange	2 Black (Multimode)
	2 Without Flange	3 Green (Singlemode)
	3 Top Mount	

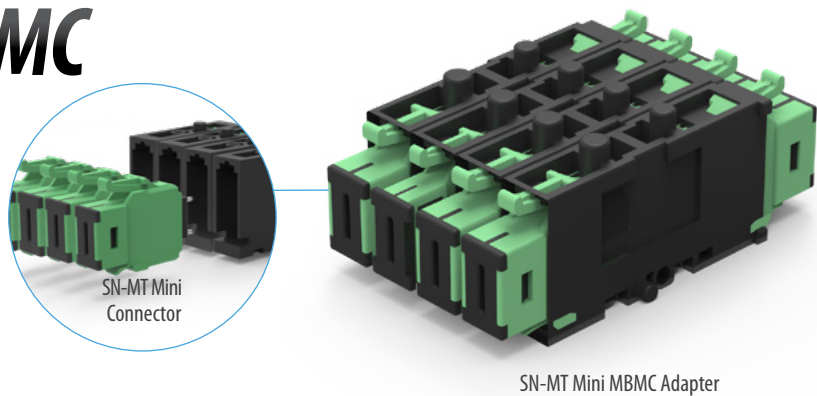
Note: Adapter supplied with protective dust-cap on both sides

Contact sales@senko.com
for availability and to learn more

Contact
SENKO

SN[®]-MT *MINI MBMC*
ADAPTER

12, 16 and 24-Fiber
Stackable design
BTW (Behind The Wall)



The SN[®]-MT Mini MBMC adapter is the shortest in the SN[®]-MT family and offers users the most space-efficient solution for applications demanding optimized BTW (Behind The Wall) space-saving. In combination with SN[®] Mini connectors, as much as 14.1mm can be saved compared with standard adapters and connectors, making it the ideal solution for optoelectronic applications requiring circuit boards or other vital components to share the same space as fiber optic connectivity.

The SN[®]-MT Mini MBMC adapter has a latch on the upper side of the connector that provides an audible click when it is plugged into an adapter. At the rear of the connector is a boot that will accept 16-fiber ribbon with a 200 µm construction. Mini connectors are most commonly used for applications such as high fiber-count ribbon splicing or optoelectronic applications where additional space is required BTW.

The SN[®]-MT Mini MBMC adapter is only compatible with SN[®]-MT Mini connectors.

FEATURES

- Premium one-piece body design
- Up to 3,456 fibers per 1RU (Rack Unit)
- Supports 800G VSFF connectivity
- Telcordia, ANSI, TIA and IEC compliant
- Stackable design for multi-port applications

APPLICATIONS

- Backbone trunks
- Spine/leaf architectures
- Opto-electronic equipment

KEY BENEFITS

- ✓ Up to 3,456f per 1RU
- ✓ Optimum for on-board interconnect

SN[®]-MT *MINI MBMC*
12,16 and 24-fiber, Stackable design, BTW (Behind the Wall)

SN[®] - SIMPLIFIED NETWORKS

Mechanical Data

Mechanical Data	Value
Durability	50 matings per GR-1435-Core
Fixing Method	Snap-fit (<i>adapter without flange</i>) or screw and nut (<i>adapter with flange</i>)
Housing Material Type	Plastic
Fixing Spring Material Type	Metal stainless steel
Sleeve Material	Plastic (<i>alignment achieved with male/female connectors</i>)
Dust Protection Method	Integrated shutter

Optical Data


Optical Data	Value
Typical Insertion Loss (dB)*	0.10
Max. Insertion Loss (dB)*	0.20

* Based on master grade jumper to low loss random mating test

Environmental Data

Environmental Data	Value
Operating Temperature	-40°C to +75°C
RoHS Compliance	2015/863 RoHS
REACH Compliance	Yes
Free of Halogen	Yes
Humidity Resistance	95%

ORDERING



SN-MT FOOTPRINT TYPE		HOUSING COLOR	
6Q1	Stackable SN-MT Mini MBMC Adapter	2	Black (Multimode)
		3	Green (Singlemode)

SN-MT FOOTPRINT TYPE		HOUSING COLOR		STACKING	QTY OF ADAPTER
6Q1S	Stackable SN-MT Mini MBMC Adapter, Stacked assembly	2	Black (Multimode)	V	Vertical
		3	Green (Singlemode)	3	Horizontal
					4
					X

Note: Adapter supplied with protective dust-cap on both sides

Contact sales@senko.com
for availability and to learn more

Contact
SENKO

SN® and SN®-MT Maintenance

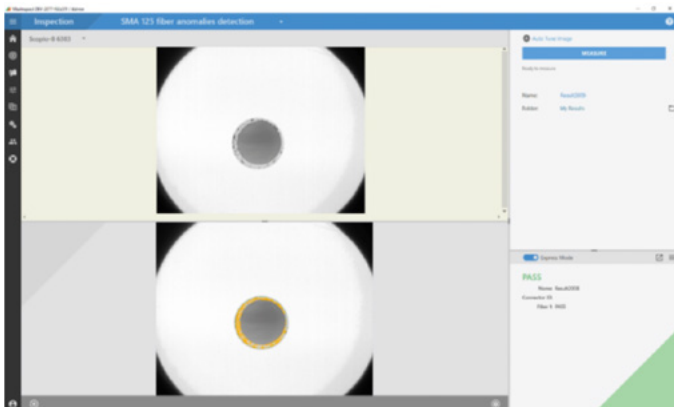
SENKO provides a comprehensive portfolio of 'factory-based' and 'field-based' tools and accessories to support the assembly, deployment and maintenance of SN® and SN®-MT connectivity.



SN® Inspection

SUMIX Scpio-B
Inspection Scope

SMX-Scpio-B is a digital inspection probe for visualization of connector end faces and analysis of connector defects. Excellent analysis for single fiber SN and CS with 1.25mm ferrules. This inspection scope can be used for both in adapter and unmated end faces in the SN and many legacy products including SC, FC, ST, LC, CS, SN E2000™ – PC and APC as well as MT, MPO, SMA and many MIL spec connections.



ORDERING

ORDERING	
SMX-SCOPIO-B	SUMIX Scpio-B Inspection Scope

- IEC inspection analysis
- 1.8 µm resolution
- 600x variable magnification

SN® and SN®-MT Inspection

SUMIX Manta HM
Inspection Scope



The MANTA HM inspection scope is designed for high-performance inspection of all types of single fiber and multi-fiber optical connectors, patch cords and bulkheads. The MANTA HM inspection scope is used to detect scratches, contamination and other surface defects as small as 0.75 µm on the end face of the connector.



SN-MT Verifier

Verifying a SN-MT polarity and continuity



SN-MT Tips

Tips for both SN-MT ferrule and assembly



SUMIX Maanta Viewing Screen

Works for Google PIXEL and other Android devices

FEATURES

- 4.1 mm x 3.0 mm field of view
- Detailed high-resolution picture with 1.8 µm resolution
- Autofocus and pass-fail analysis and measurements for 16F in 3 seconds
- Able to identify surface defects as small as 0.75 µm
- Weighted benchtop base available to prevent slips
- Mobile inspection and reporting possible with viewing screen accessory

ORDERING

ORDERING	
SMX-Manta-HM	SUMIX Manta HM Inspection Scope

ACCESSORIES	
MNT-VSFF-PC-F-A	Inspection tip for in adapter SN/UPC
MNT-W-VSFF-PC-M	Inspection of SN/UPC duplex connectors in adapters with 2 ferrules visible at once
SMX-T-1.25/PC-M	Inspection tip for unmated SN/UPC
SMX-T-1.25/APC-M	Inspection tip for unmated SN/APC
MNT-ADP	Adapter for use with the SMX inspection tips
MNT-W-MT/APC-SN-FER	Inspection tip for SN-MT ferrule
MNT-W-MT/APC-SN	Inspection tip for SN-MT assembly
MNT-W-MT/APC-SN-BTW	Inspection tip for SN-MT BTW connectors
MNT-W-Stand	Benchtop stand for MANTA W+ and HM scopes
SN-MT Verifier	SN-MT Polarity Verifier Module
MNT-Phone-Kit	Pixel + Mount Kit for MANTA

SN® Interferometry

SUMIX MAX QS+
Inspection Scope



Only compatible with SN®

The MAX-QS+ is a white-light and phase-shift interferometer for inspection of single fiber SN. MAX-QS+ features portable design, autofocus, 100 micron scan range for fiber height and resolution of 1.1 µm. This scope end measures end face geometry while featuring surface anomaly detection.

ORDERING

ORDERING	
MAX-QS+	SUMIX Max QS+ Interferometer

SUMIX WIZ-QS
Inspection Scope



The WIZ-QS-110 is an automated interferometer for inspection of single fiber connectors and bare fiber. This interferometer is a basic solution for interferometric inspection of fiber optic connectors in high-volume production environment, where speed, simplicity and precision matter the most. The white light measurement algorithm and precision-aligned fixtures do not require frequent calibration making it stand out from the competition in the same category of interferometers. End face geometry measurement only.

ORDERING

ORDERING	
WIZ-QS-110	SUMIX WIZ-QS Interferometer

SN® and SN®-MT Interferometry

SUMIX MAX Quantum
Interferometer



ORDERING

ORDERING	
MAX-Quantum	SUMIX Manta Quantum Interferometer

ACCESSORIES	
MAX-F-1.25/PC-SN	Fixture for SN/UPC connectors
MAX-F-1.25/PC-VSFF	Fixture for SN/UPC ferrules
MAX-F-1.25/APC-VSFF	Fixture for SN/APC ferrules
MAX-SVF-SN/APC	Inspection tip for SN-MT (needs handler)
MAX-H-SN-MT-C2	Handle for SN-MT ferrule inspection
MAX-H-SN-MT-CON	Handler for SN-MT connector inspection
MAX-H-SN-MT-CON-BTW	Handler for SN-MT BTW connector
AC-SN-MT-PI-C2	Pin insertion tool for female SN-MT ferrules and connectors

SN®-MT
Compatible

SUMIX MAX QM+
Inspection Scope



MAX-QM+ is an automated interferometer for inspection of single and multi-fiber connectors. This interferometer provides high measurement speed with a portable design. The software autofocus and a large field of view enables the MAX-QM+ interferometer ideal for testing SN or MT and MPO with the 12 or 16 fibers arrays. End face geometry measurement only, and can measure hole parallelism which is essential for mating multi-fiber arrays.

ORDERING

ORDERING	
MAX-QM+	SUMIX MAX-QM+ Interferometer

Note: Works with SN-MT Verifier Module

SN®-MT
Compatible

Cleaning Consumables and Sticks for SN® and SN®-MT

Smart Cleaner™ Cassette



The SMART CLEANER CASSETTE is an economical cleaning device that utilizes a micro-woven fabric cleaning ribbon for wiping away residue and dust-based contamination from fiber optic end faces. A manual advance of the cleaning ribbon allows operators to maximize the efficiency of the product in operation.

ORDERING	
SCK-CC-100	SMART CLEANER CASSETTE Cleans Unpinned MT and Single Fiber
SCK-CC-200	SMART CLEANER CASSETTE Male MT Cleans 400 pinned MPO, MT and SN-MT

Optipop R Cassette




The OPTIPOP R cassette effectively wipes residue, and dust-based contamination from ferrule end faces. The cassettes feature an ergonomic trigger for advancing a fresh section of the micro woven cleaning ribbon with engagement. Using replacement cleaning spools will lower your overall cleaning costs. A wide range of compatibility, including legacy connectors, allows standardized cleaning of multi-fiber projects on a single cassette.

ORDERING	
CRE-01	OPTIPOP R Standard - Single Slot Unpinned MT and Single Fiber Cleans SN, CS and unpinned (female) SN-MT
CRC-RS-01	Refill for 800 Duplex Connector End Faces
CRE-03	OPTIPOP R Standard Male MT Cleans SN, SN-MT and 12F/16F MPO

Cleaning Consumables and Sticks for SN® and SN®-MT

OPTRES Gel Cleaner



The OPTRES Gel Cleaning Pad by Tomoegawa uses optical-grade cleaning gel. The cleaning process is as simple as pulling back the cover and touching the end face of the connector onto the gel. The OPTRES Gel Cleaning Pad's compact size makes it ideal for use with test equipment and network installation cleaning kits. The gel material is non-toxic and non-flammable. Compatible with SN, SN-MT, CS and MPO connectors.

ORDERING	
SN CLEANING	
SCK-PT-MPO-01	OPTRES GEL Cleaning Pad



Cleaning Consumables and Sticks for SN®

One Click Duplex SN



Only compatible with SN®

The ONE-CLICK DUPLEX SN CLEANER is effective for wiping away residues and dust contamination from SN/UPC and SN/APC end faces. The dual cleaning tips clean both end-faces with each engagement. This makes this cleaner ideal for high density applications including hyperscale data centers and central offices.

ORDERING

SN CLEANING	
SCK-DC-SN	ONE-CLICK DUPLEX SN 1000 end faces (500 cleanings)



Smart Cleaner™ Mini 1.25 mm



The SMART CLEANER MINI 1.25 MM tool effectively cleans residue and dust-based contamination from fiber optic end-faces. Its small form factor allows for cleaning in tight spaces while still allowing up to 400 connectors to be cleaned.

ORDERING

ORDERING	
SCK-SS-M-C125	SMART CLEANER MINI 1.25MM (400 cleanings)



Cleaning Consumables and Sticks for SN® and SN®-MT

Optical Grade Wipes




SENKO'S Optical Grade Wipes are ideal for cleaning your network's connectors end faces and bare fibers including ribbons for splicing. The wipes are lint free, soft and highly absorbent. There are 100 4X4 wipes in the resealable bag.

ORDERING

SN CLEANING	
AFT-G-NW	OPTICAL GRADE Wipes

Note: Wipes are sold in packs of 100

NEOCLEAN Stick 1.25 MM



The 1.25MM NEOCLEAN sticks are an effectively option for wiping away residue and dust contamination from the SN and SN-MT end-faces of in adapter assemblies and transceiver ports. The fabric cleaning tip enables cleaning without the need for solvents. The hexagon shaped handle with notches prevent accidental roll aways and shortening the handle for use in confined spaces.

ORDERING

ORDERING	
CSK-01	1.25 MM NEOCLEAN Stick

Note: Sticks are sold individually in increments of 10



SN[®] Tools Make the Job Easier

SN Insert-Extract
Tool



Insert and extract SN[®] assemblies into tight spaces. A spring grip securely holds onto the SN assembly's push-pull boot. The ergonomic design of the handles make it comfortable to use by both left or right handed operators.

ORDERING

SN CLEANING	
RMT-203	Insert-Extract Tool



SN Crimp
Tool



The SN[®] Crimp tool is designed to allow users to crimp SN connectors during the factory assembly process.

ORDERING

ACCESSORIES	
CRT-201	SN Crimp Tool
CRT-202	SN EZ-Flip Crimp Tool


Smart Checker[™]
Visual Fault Locator (VFL)



The Visual Fault Locator (VFL) is an effective tool for verifying the polarity of fiber optic cable assemblies and sliced fibers, locating broken fibers and for identifying micro and macro bending points with optic assemblies. The VFL has a 2.5mm port. A 1.25mm adapter is also available.

ORDERING

ACCESSORIES	
AFT-G-FC	Smart Checker VFL
AFT-G-CAC	1.25 mm Adapter



Only compatible with SN[®]

APC Ferrule Alignment
Tool



The APC ferrule alignment tool allows technicians to align the APC ferrules after the connector polishing process.

ORDERING

SN CLEANING	
TL-611-APC-1 APC	APC Ferrule Alignment Tool


SN[®]-MT Tools Make the Job Easier

Smart Cleaner[™]
SN-MT




Only compatible with SN[®]-MT

The SMART CLEANER tool effectively cleans residue and dust-based contamination from fiber optic end-faces. Its small form factor allows for cleaning in tight spaces while still allowing up to 500 connectors to be cleaned.

ORDERING	
SN CLEANING	
SCK-SS-SNMT	SN-MT Smart Cleaner
	

SN-MT Crimp
Tool



The SN[®] Crimp tool is designed to allow users to crimp SN connectors during the factory assembly process.

ORDERING	
ACCESSORIES	
CRT-203	SN-MT Crimp Tool for 2.6 mm

SN[®]-MT Tools Make the Job Easier

SN-MT 200 μ m
Ribbonizer
Tool

ORDERING	
ACCESSORIES	
	X

Only compatible with SN[®]-MT

SN-MT Housing
Removal
Tool

ORDERING	
ACCESSORIES	
RMT-205-xx	SN-MT Housing Removal Tool 5"
RMT-205-xx	SN-MT Housing Removal Tool 7"

SENKO[®]

Advanced Components

sales@senko.com
1-858-623-3300

senko.com/contact