


CS[®] EZ-WAY[®] CONNECTOR

1-Channel (2F) 2.0 mm and 3.0 mm Cable



The CS[®] EZ-Way[®] connector is an advanced Base-2 connector that offers network operators the ability to increase the packing density of their LC-based infrastructure while optimizing their network for next-generation data rates, including 200G, 400G, and 800G.

This recent expansion of the CS[®] family allows technicians to switch polarity in the field without disrupting fibers or repositioning ferrules. With its unique orientation of angled ferrules, the EZ-Way[®] connector can flip polarity even with APC connectors. Additionally, an integrated push-pull boot simplifies connector insertion and removal, making operating easy even in dense patch panels with limited finger access space.

In addition to its polarity-flipping capability, the EZ-Way[®] connector offers versatile patching options. Two individual CS[®] connectors can be joined with a gang clip, enabling simultaneous patching to transceivers that have two ports side by side. This flexibility simplifies the patching process, and reduces the time required to get the network operational.

FEATURES

- IEC random mating Grade B
- Very Small Form Factor (VSFF) connector, 2 x cabling density versus duplex LC
- Duplex design utilizes a unique push-pull boot for simple installation and removal
- Optimized for up to 800G data rates with QSFP-DD, OSFP and SFP-DD transceivers
- Up to 2 x CS[®] connectors per transceiver
- Allows simple transceiver breakout in spine/leaf architectures
- Fast and easy polarity reversal of both UPC and APC connectors in the field
- Combines two 1.25 mm ceramic ferrules
- Pre-assembled design for fast assembly (UPC only)

APPLICATIONS

- Enterprise, telco and data centers
- High-density patch panels
- Server consolidation
- High-density cross connects
- Equipment cords to CS[®] transceivers
- Harnesses and breakout cable assemblies
- Central office/head-end ODF

KEY BENEFITS

- ✓ **Push-pull boot for easy installation/extraction**
- ✓ **Polarity changeable (UPC and APC)**

CS® EZ-WAY® CONNECTOR

1-channel (2F), 2.0 mm and 3.0 mm cable

CS CONNECTORS DATA SHEET

Mechanical Data

	Value
Durability	500 matings per TIA-568
Fiber Count	Duplex (2 fibers)
Cable Suitability	2.0 mm/3.0 mm jacketed
Ferrule Material	Zirconia
Dust Protection Method	Removable dust plugs that encapsulate the ferrules

Optical Data

	Singlemode				Multimode
	UPC		APC		MM
	SM Premium Low Loss	SM Premium	SM Premium Low Loss	SM Premium	Premium
Typical Insertion Loss (dB)*	0.05	0.08	0.07	0.12	0.05
Max. Insertion Loss (dB)*	0.15	0.20	0.15	0.25	0.15
Typical Return Loss (dB)*	≥55		≥65		≥25
Ferrule (μm)	125.5				127

* Based on master grade jumper to low loss random mating test

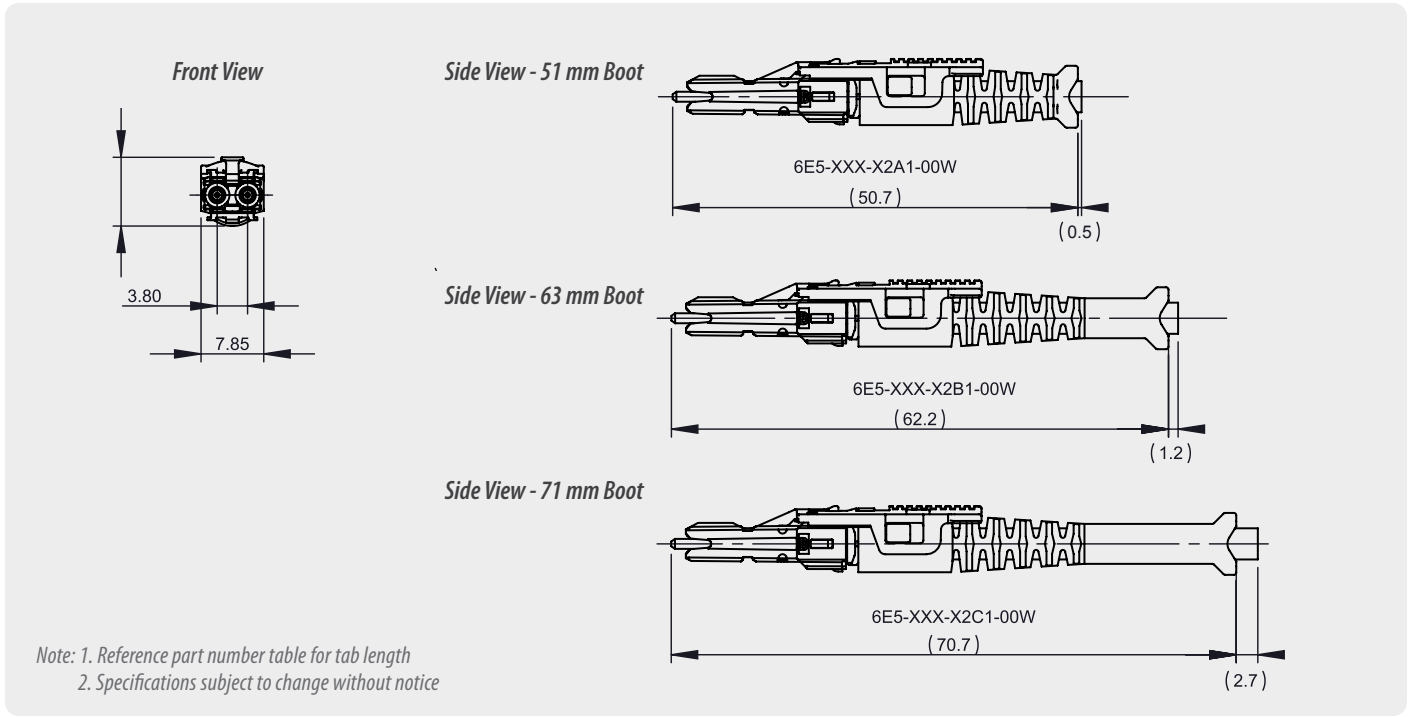
Environmental Data

	Value
Operating Temperature	-40°C to +75°C
RoHS Compliance	2015/863 RoHS
REACH Compliance	Yes
Free of Halogen	Yes
Humidity Resistance	95%

CS® EZ-WAY® CONNECTOR

1-channel (2F), 2.0 mm and 3.0 mm cable


1-Channel Connector Drawing



ORDERING



CONNECTOR TYPE	FERRULE TYPE	HOUSING COLOR	CALBE SIZE	BOOT LENGTH	BOOT COLOR
6E5 CS UPC EZ-Way Pre-assembled Connector	151 SM Premium (PRE)	1 Blue	2 2 mm	A 51 mm	1 White
	158 SM Premium Low Loss (SLC)	5 Aqua	3 3 mm	B 63 mm	
6F5 CS UPC EZ-Way Unassembled Connector Kit	251 MM Premium (PRE)	6 Heather Violet		C 71 mm	



CONNECTOR TYPE	FERRULE TYPE	HOUSING COLOR	CALBE SIZE	BOOT LENGTH	BOOT COLOR
6H5 CS APC EZ-Way Unassembled Connector Kit	153 SM Premium (PRE)	3 Green	2 2 mm	A 51 mm	1 White
	158 SM Premium Low Loss (SLC)		3 3 mm	B 63 mm	6 Green
				C 71 mm	

6H5 - 151 - 32A1 ORDER CODE example

SENKO[®]

Advanced Components

sales-americas@senko.com
1-858-623-3300

senko.com/contact