


## SN<sup>®</sup>-MT ADAPTER

### Shuttered SN Footprint



SENKO's SN<sup>®</sup>-MT shuttered adapters are available either as a 1, 2, or 4-port variant. The single port is designed for applications such as BASE-16 to Base-2 transitions, where the adapter is placed at the rear of fiber management cassettes or panels. The 4-port version is designed to maximize port density within high-density patch panels or active equipment.

Due to its compact size, the SN<sup>®</sup>-MT, 4-port adapter allows users to achieve the highest possible density within patch panels and optical distribution frames. Up to 6,912 fibers can be presented in a single 1RU (Rack Unit) subject to cable management and connector-access limitations. These adapters feature integrated shutters on each port that reduces the impact of dirt and dust ingress and offers a degree of laser protection for the user. When the connector is inserted into the adapter, the body of the connector (not the ferrule) pushes the shutter open so that the ferrules can be guided into the adapter. Shuttered SN<sup>®</sup>-MT adapters can either be snapped into panel cut-outs or screwed into place using an appropriate bolt and nut (with flange type). Adapters incorporating an integrated fixing flange will require additional space between each cut-out, and the maximum density per RU may be reduced.

#### FEATURES

- Premium one-piece body design
- Allows up to 3,456 fibers per 1RU with SN<sup>®</sup>-MT16
- Allows up to 6,912 fibers per 1RU with SN<sup>®</sup>-MT32
- Accepts SN<sup>®</sup>-MT16 standard and junior connectors
- Integrated port shutters
- Supports 1.6T VSFF connectivity
- Identification marking for fast and simple connector alignment

#### APPLICATIONS

- High-density patch panels
- Backbone trunks
- Base-16 transition modules
- Spine/leaf architectures
- High-density cross-connects
- Switch replication
- Opto-electronic equipment

#### KEY BENEFITS

- ✓ **Optimum panel packing density**

# SN<sup>®</sup>-MT ADAPTER

## Shuttered, SN footprint

SN<sup>®</sup>-MT ADAPTER DATA SHEET

### Mechanical Data

Mechanical Data	Value
Durability	50 matings per GR-1435-Core
Fixing Method	Snap-fit ( <i>adapter without flange</i> ) or screw and nut ( <i>adapter with flange</i> )
Housing Material Type	Plastic
Fixing Spring Material Type	Metal stainless steel
Sleeve Material	Plastic ( <i>precise alignment with integrated guide rails</i> )
Dust Protection Method	Integrated shutter

### Optical Data

Optical Data	Value
Typical Insertion Loss (dB)*	0.10
Max. Insertion Loss (dB)*	0.20

\* Based on master grade jumper to low loss random mating test

### Environmental Data

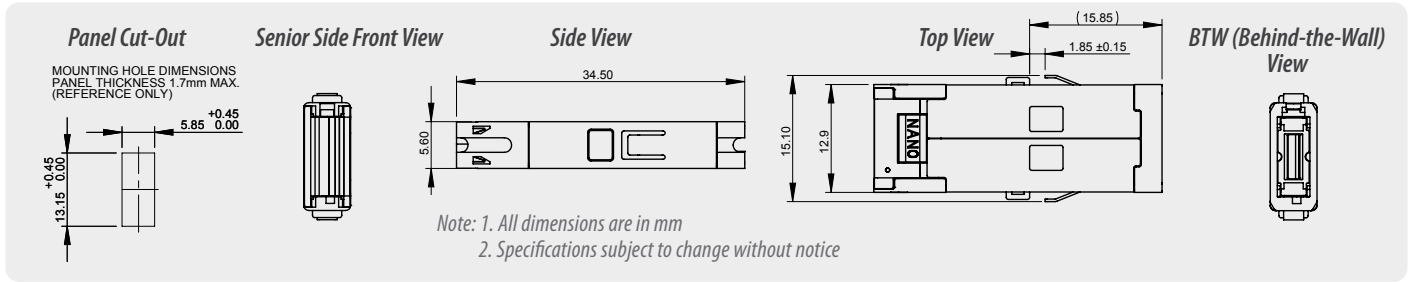
Environmental Data	Value
Operating Temperature	-40°C to +75°C
RoHS Compliance	2015/863 RoHS
REACH Compliance	Yes
Free of Halogen	Yes
Humidity Resistance	95%

# SN-MT ADAPTER

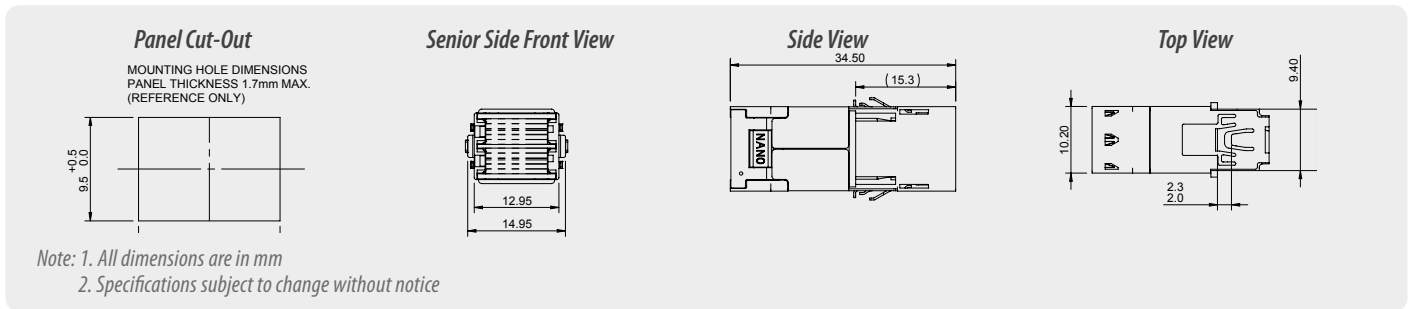
## Shuttered, SN footprint

SN-MT ADAPTER DATA SHEET

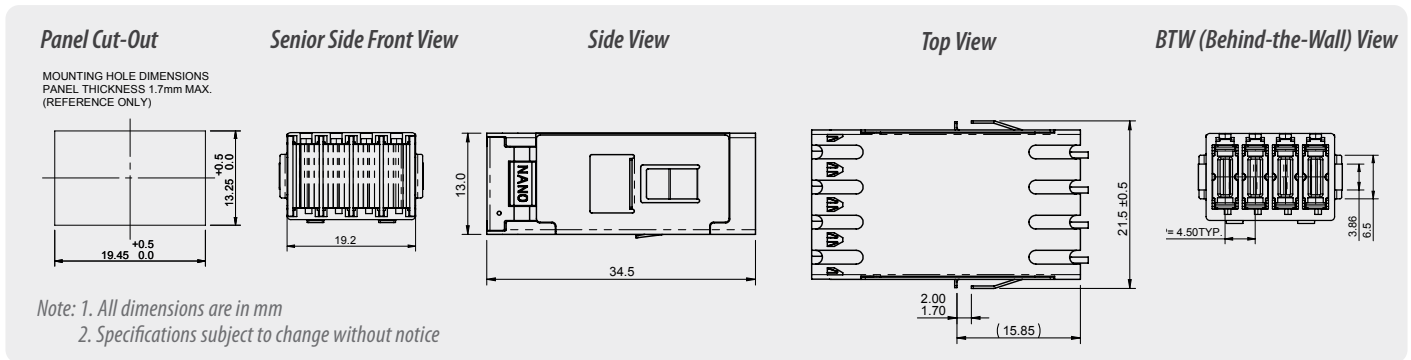
### 1-Channel Adapter Drawing




### 2-Channel Adapter Drawing



### 4-Channel Adapter Drawing



### ORDERING



SC FOOTPRINT TYPE	FLANGE	HOUSING COLOR
<b>651S</b> SN-MT 1-Port Shuttered Adapter	1 With Flange	2 Black (Multimode)
	2 Without Flange	3 Green (Singlemode)
SN-MT FOOTPRINT TYPE	FLANGE	HOUSING COLOR
<b>654S</b> SN-MT 4-Port Shuttered Adapter	1 With Flange	2 Black (Multimode)
	2 Without Flange	3 Green (Singlemode)
	3 Top Mount	
SC FOOTPRINT TYPE	FLANGE	HOUSING COLOR
<b>662S</b> SN-MT 2-Port Shuttered Adapter	1 With Flange	2 Black (Multimode)
	2 Without Flange	3 Green (Singlemode)

Note: Adapter supplied with protective dust-cap on both sides

# SENKO<sup>®</sup>

Advanced Components

[sales@senko.com](mailto:sales@senko.com)  
1-858-623-3300

[senko.com/contact](https://senko.com/contact)